



KANE COUNTY

SMITH, Kenyon, Allan, Auger, Haimann, Lewis, Molina

AGRICULTURE COMMITTEE

THURSDAY, APRIL 23, 2015

County Board Room

Agenda

10:00 AM

Kane County Government Center, 719 S. Batavia Ave., Bldg. A, Geneva, IL 60134

1. **Call to Order**
2. **Approval of Minutes: March 19, 2015**
3. **Public Comment**
4. **Partners**
 - A. Farm Bureau Updates by Steve Arnold, Manager
 - B. Rustic Road Farm by Marc Bernard (attached)
5. **Presentations/Announcements**
 - A. Kane County Community Health Assessment Results by Jackie Forbes, Health Planner (attached)
 - B. Food Hub Study Updates: Kickoff Meeting, Interviews & Surveys by Matt Tansley, Planner (attached)
6. **New Business**
7. **Reports Placed On File**
8. **Executive Session (If Needed)**
9. **Adjournment**

Rustic Road Farm



Marc Bernard

Collaborating with Family Farmed



Portia and a conversation
that marked the beginning of
Rustic road Farm.

Visiting the Site and Determining its Potential



The Challenges of Real Estate Negotiations

SELLING

- Finding a realtor
- Listing
- Open House
- Closing

PURCHASING

- The listing agent
- Finding the best deal
- Finances
- Inspections
- Closings

Our Inspiration



Starting Small



...with big aspirations

The First Year

- Planning
- Mentors - other farmers
- Acquiring equipment
- Gaining experience
- Making adjustments as needed
- Making it through the dry spell
- Finding a market



Livestock

- Hogs
- Goats
- Sheep
- Chickens



Produce

Variety

-- Over 99 different varieties

Throughout the year

- Spring
- Summer
- Fall
- Winter



Additional Projects

Honey

Eggs

Meat

Pork

Chicken

Ongoing Projects

Dairy herd

More land

Our website

The orchard

Growing

Maintaining high standards

Adding markets

Finding reliable help

Acquiring equipment



Our Markets

Farm Stand at Rustic Road Farm
Saturdays
Possibly Wednesdays

Farmers Markets

Batavia Farmers Market
Geneva French Market
Wheaton French Market

CSA's



More About Our CSA

Shares

Pick-up Days

Other Options

Eggs Share

Winter Storage



Important Factors to Consider

- Build relationships with other farmers
- Build relationships with members of the community
- Take advantage of opportunities to learn more



Other Important Benefits

Preserving our rustic roads

Informing people about sustainable and organic agriculture

Growing local food in Kane County

Welcoming families to our farm

Offering an alternative to a family outing - children love the farm



Other Important Benefits ...continued

Providing jobs to our youth
And other members of our
community

Giving back to our community



Thank You!

For additional information, please visit our Facebook page at www.facebook.com/RusticroadFarm

Our Contact Information:

Phone Numbers:

Marc 773-682-0490 &

Luis 847-800-6112

Address:

1N292 Brundige Road

Elburn, IL

60119



**Kane County
Health Department**


Kane County Community Health Assessment Results

Jackie Forbes, MS
Health Planner
Kane County Health Department
Agriculture Committee
April 23rd, 2015

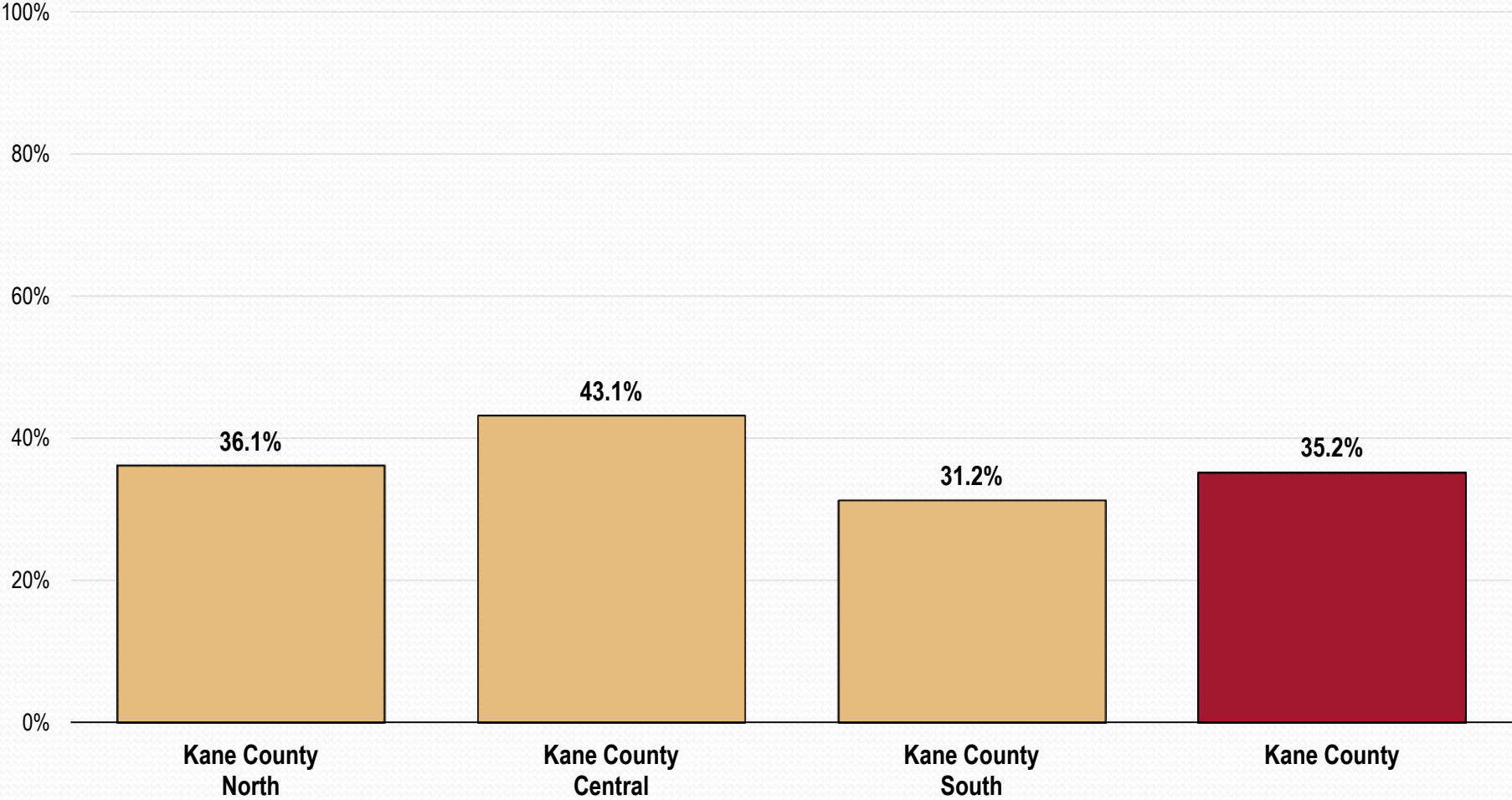
Assessment Overview

- Completed every three years
 - Partner with five hospitals and INC Board
 - Used to update Community Health Improvement Plan, partner plans
- Community Health Status Assessment
 - Phone survey
 - Focus groups
 - Paper survey
 - Secondary data
- Local Public Health System Assessment, Forces of Change Assessment, Community Themes and Strengths Assessment

Align Community Efforts

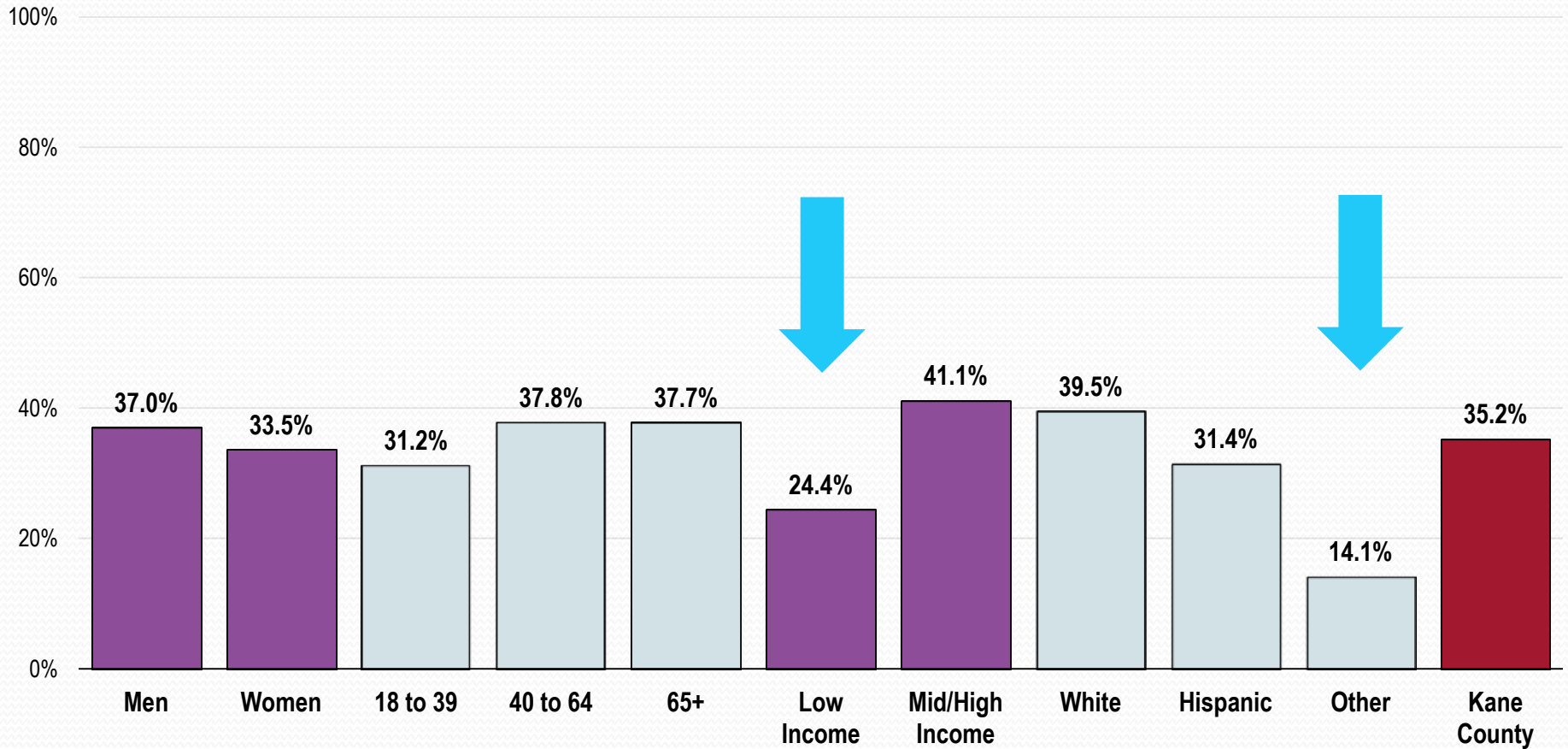


Grow Some of Own Food



Sources: ● 2014 PRC Community Health Survey, Professional Research Consultants, Inc. [Item 98]
Notes: ● Asked of all respondents.

Grow Some of Own Food



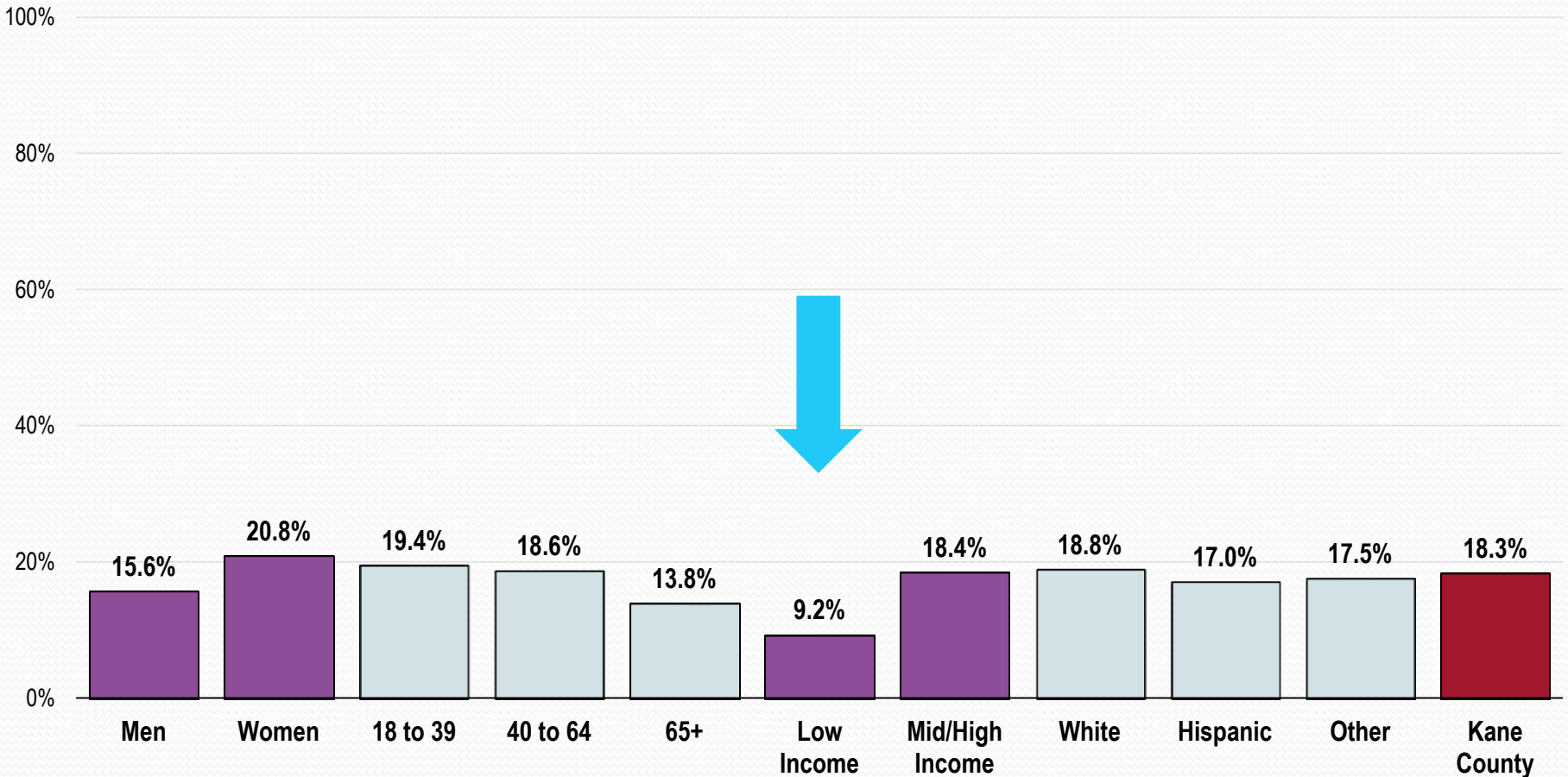
Sources: ● 2014 PRC Community Health Survey, Professional Research Consultants, Inc. [Item 98]

Notes: ● Asked of all respondents.

● Hispanics can be of any race. Other race categories are non-Hispanic categorizations (e.g., "White" reflects non-Hispanic White respondents).

● Income categories reflect respondent's household income as a ratio to the federal poverty level (FPL) for their household size. "Low Income" includes households with incomes up to 200% of the federal poverty level; "Mid/High Income" includes households with incomes at 200% or more of the federal poverty level.

Consume Five or More Servings of Fruits/Vegetables Per Day



Sources: ● 2014 PRC Community Health Survey, Professional Research Consultants, Inc. [Item 183]

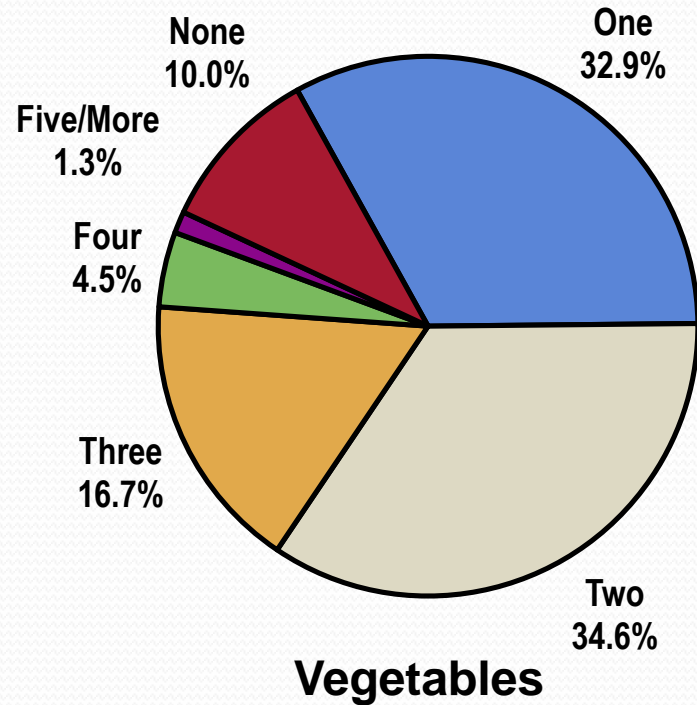
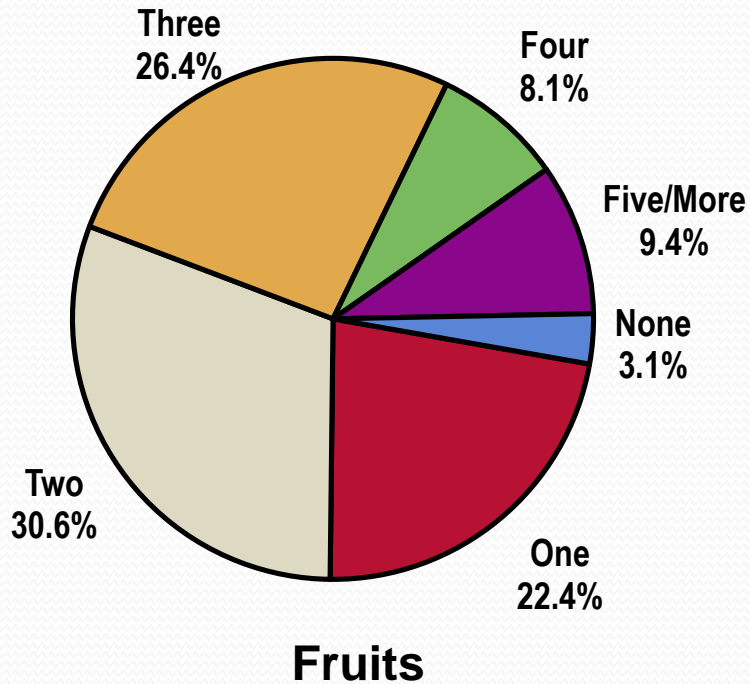
Notes: ● Asked of all respondents.

● Hispanics can be of any race. Other race categories are non-Hispanic categorizations (e.g., "White" reflects non-Hispanic White respondents).

● Income categories reflect respondent's household income as a ratio to the federal poverty level (FPL) for their household size. "Low Income" includes households with incomes up to 200% of the federal poverty level; "Mid/High Income" includes households with incomes at 200% or more of the federal poverty level.

Child's Typical Daily Servings of Fruits/Vegetables

(Parents of Children Age 2-17)

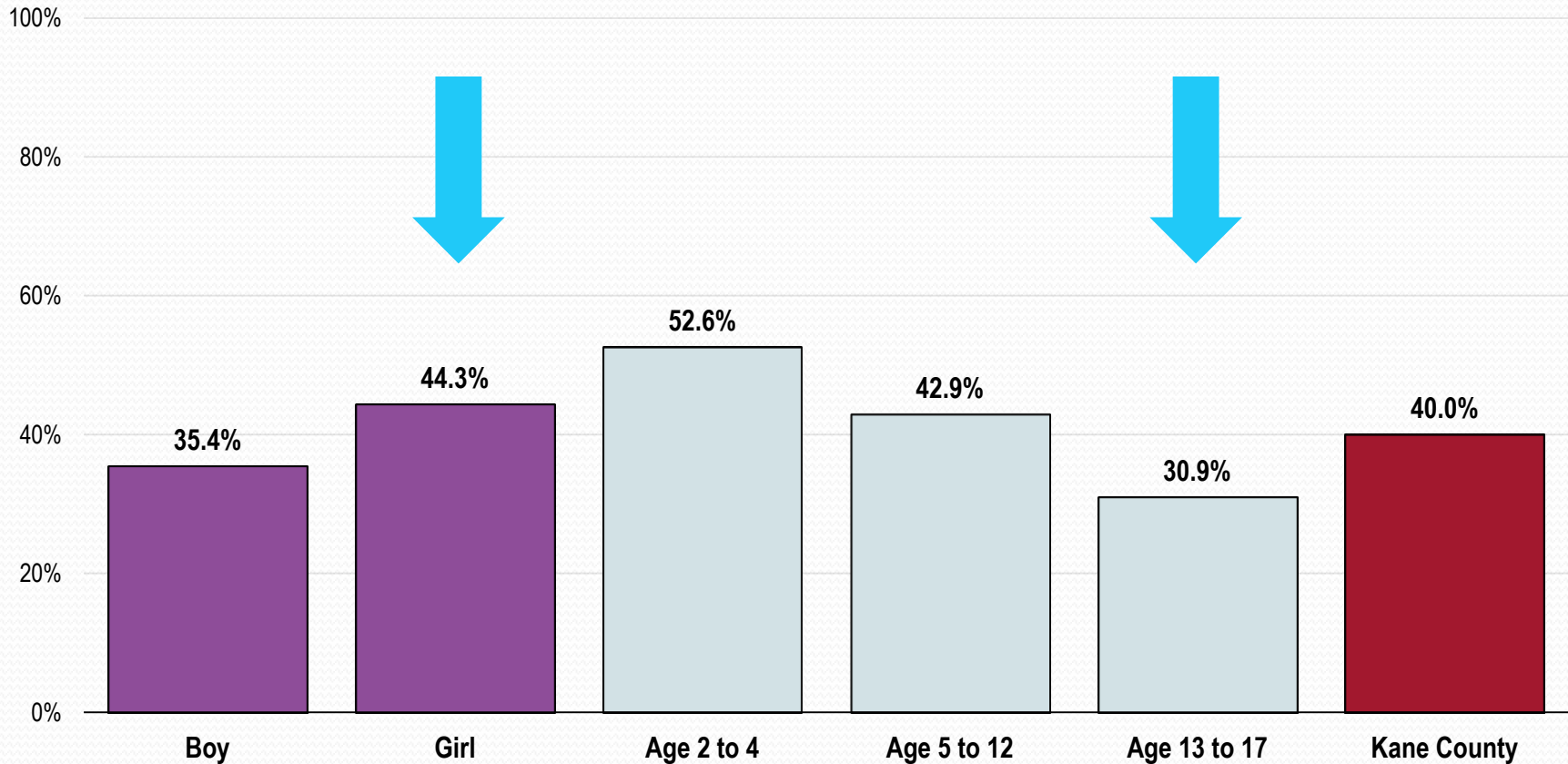


Sources: • 2014 PRC Community Health Survey, Professional Research Consultants, Inc. [Items 146-147]

- Notes:
- Asked of all respondents with children age 2-17 at home.
 - In this case, servings of fruits and vegetables do not include juice of any kind.

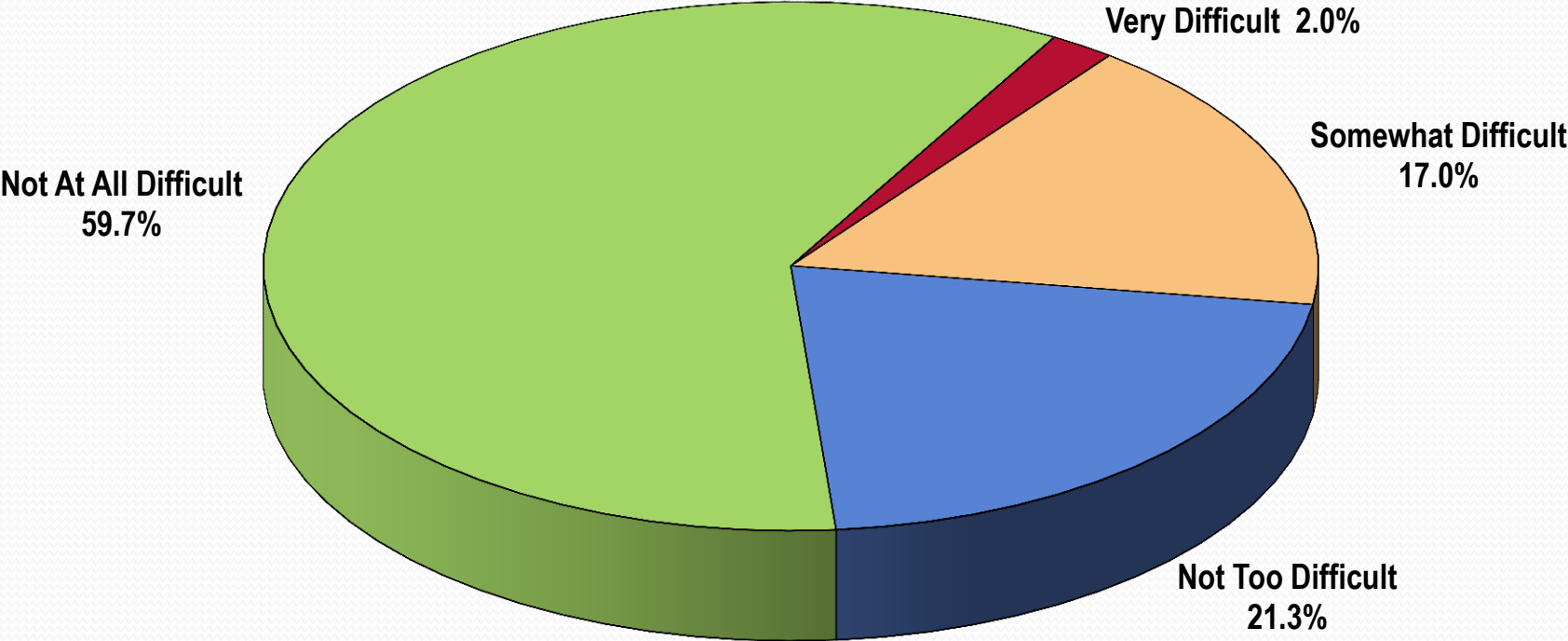
Child Consumes 5+ Servings of Fruits/Vegetables per Day

(Kane County Children Age 2-17)



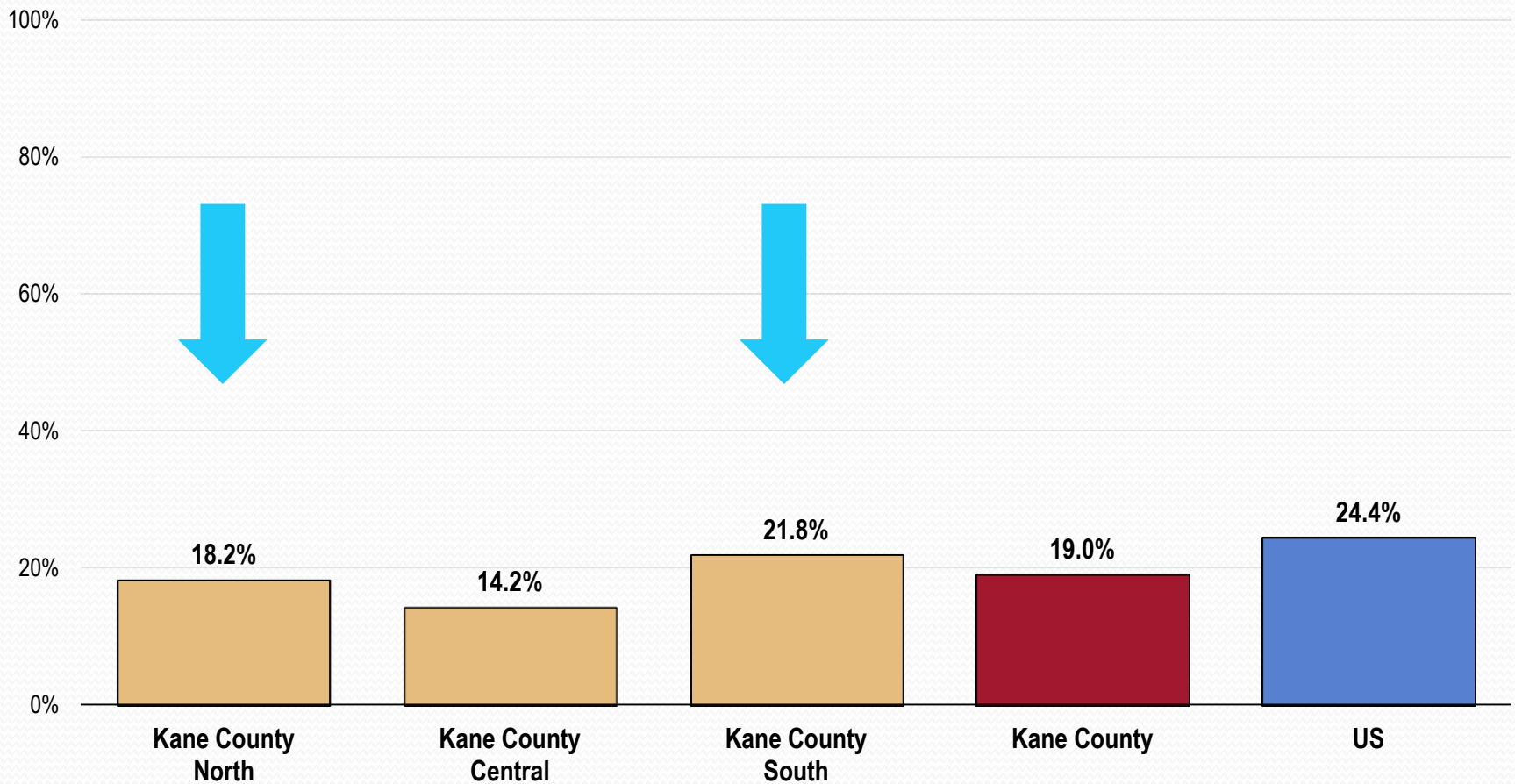
- Sources:
- 2014 PRC Community Health Survey, Professional Research Consultants, Inc. [Item 230]
- Notes:
- Asked of all respondents with children age 2-17 at home.
 - In this case, servings of fruits and vegetables do not include juice of any kind.

Level of Difficulty Finding Fresh Produce at an Affordable Price



Sources: ● 2014 PRC Community Health Survey, Professional Research Consultants, Inc. [Item 97]
Notes: ● Asked of all respondents.

Find It “Very” or “Somewhat” Difficult to Buy Affordable Fresh Produce

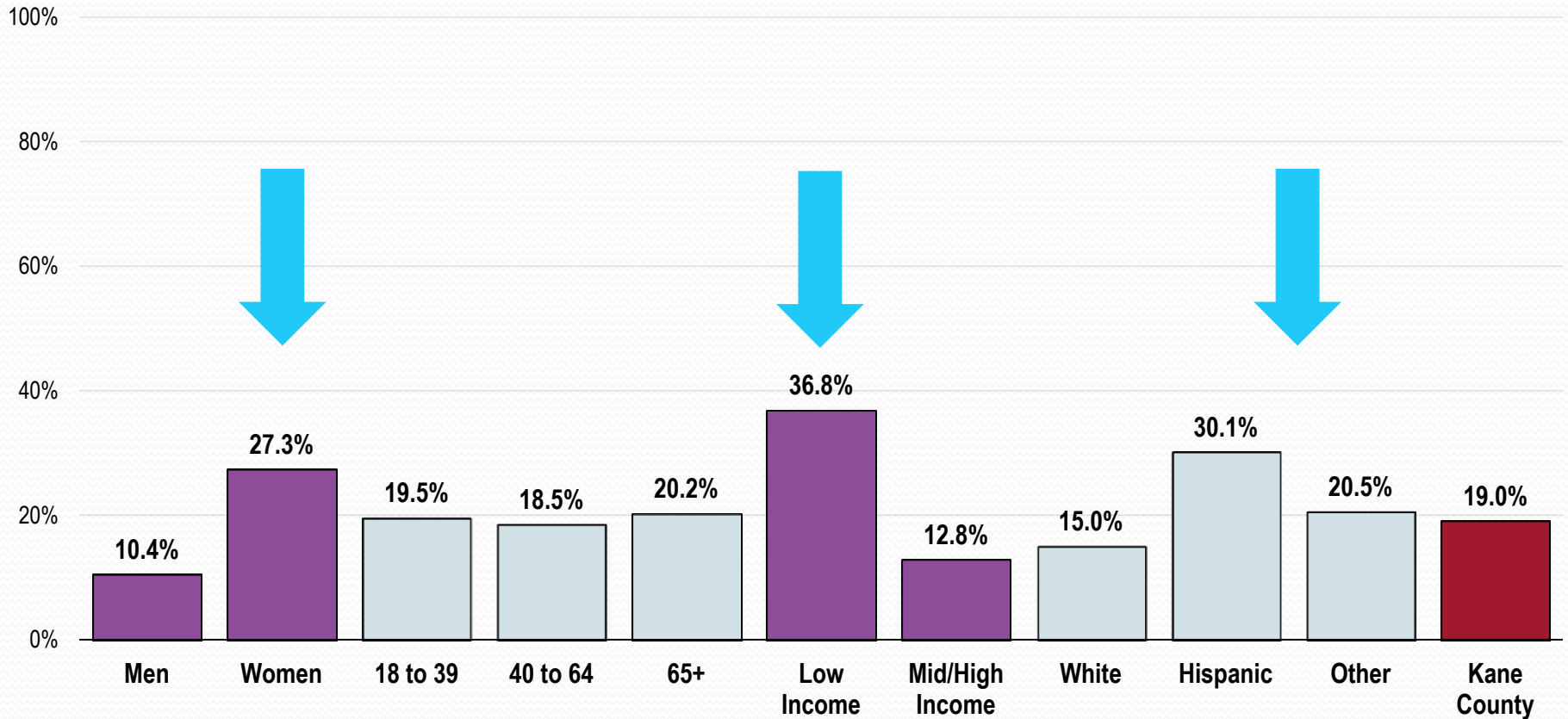


Sources: ● 2014 PRC Community Health Survey, Professional Research Consultants, Inc. [Item 97]

● 2013 PRC National Health Survey, Professional Research Consultants, Inc.

Notes: ● Asked of all respondents.

Find It “Very” or “Somewhat” Difficult to Buy Affordable Fresh Produce



Sources: ● 2014 PRC Community Health Survey, Professional Research Consultants, Inc. [Item 97]

Notes: ● Asked of all respondents.

● Hispanics can be of any race. Other race categories are non-Hispanic categorizations (e.g., “White” reflects non-Hispanic White respondents).

● Income categories reflect respondent’s household income as a ratio to the federal poverty level (FPL) for their household size. “Low Income” includes households with incomes up to 200% of the federal poverty level; “Mid/High Income” includes households with incomes at 200% or more of the federal poverty level.

Next Steps

- Webinar and public comment
 - *Obesity, diabetes, and chronic disease*
 - *Behavioral health (which includes mental health and substance abuse)*
 - *Income, job-ready workforce, and education*
- Engage stakeholders, sign charter
- Implement the updated Community Health Improvement Plan (CHIP)
- Create action teams
- Sustain momentum:
 - [*Kane County Chronicle article*](#)
 - [*Elgin Courier article*](#)

<http://kanehealth.com/cha.htm>

Food Hub Study Updates: Kickoff Meeting & Stakeholder Surveys

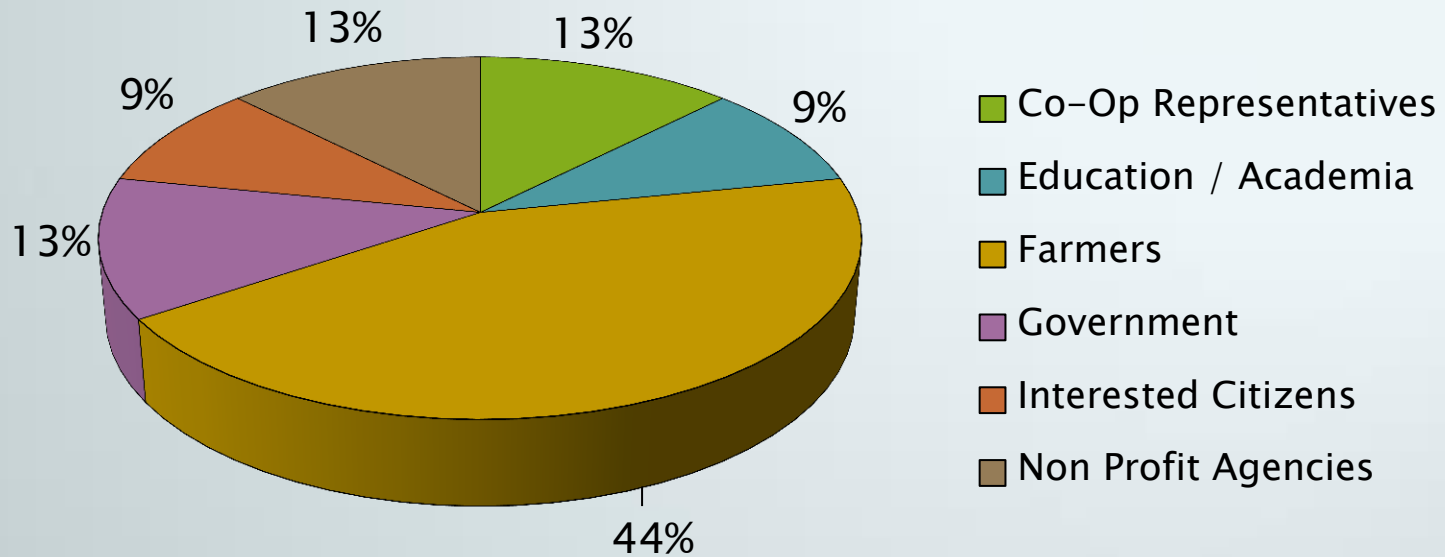
Kane County Agriculture Committee
April 23, 2015

Kickoff Meeting Summary

- ▶ March 23rd kickoff meeting at Northern Illinois Food Bank
 - 38 attendees
 - At least a dozen farmers
 - 4 non-profit organizations represented



Meeting Attendee Breakdown



A Few Key Meeting Takeaways

- ▶ Many Farmers / Producers noted that they **routinely sell out** their specialty crop yields
- ▶ Access to cold storage is limited in Kane
- ▶ Buyers discouraged from working with local producers due to **limited availability of product**
- ▶ Regional food cooperatives are already working together

Phone Interviews

- ▶ Consultant team conducting first-round phone interviews (2 farmers and 2 regional food buyers)
- ▶ Post survey interviews to refine feedback from highly engaged respondents



Producer and Buyer Surveys

- ▶ Producer and Buyer surveys released to network of nearly 100 contacts
- ▶ Surveys to assess a broad range of needs and interests including:
 - Product preferences and volumes
 - Desired food hub features
 - Barriers to production / distribution



Survey Outreach Strategy

- ▶ Current survey invitations released to 70 farmers / producers and 20 regional buyers
- ▶ Notice to be posted KCFB newsletter
- ▶ Invitation w/ survey links posted on Food and Farms blog

Kane County Farmer
MISSION STATEMENT: Enhance the quality of life for member families, promote all aspects of agriculture and advocate good stewardship of our land and resources.
VOL. 80 NO. 2 FEBRUARY 2015

Fourth graders explore farming at Ag Days
Did you know the felt on a pool table comes from a sheep's wool, or that crayons can be made from dobs of kid realize that farms, not the A snapshot farmers will three days. N the Fieldhou Child City & Days. For KCFB agru been hidgej walk away v standing of

Food & Farms Kane County
Exploring our county's local food, growers, events and more!

4/15/2015 Food Hub Feasibility Surveys Launched for Producers and Buyers
General 0 Responses

**Kane County Food Hub Feasibility Study
Producer & Buyer Survey Invitation**





Kane County and the Kane County Farm Bureau are working with a coalition of community partners to explore the development of a local food hub to bring products from local farmers and producers to the wholesale market. The study will consider the potential for fresh fruits and vegetables, meats, dairy and grains – including value-added products – to be bought and sold through a local food hub.

As part of the study the project team is conducting two surveys to assess the needs and level of interest among those who might want to sell or buy product through a local food hub. These will include: 1) A survey of farmers

Categories
+ Educational Opportunities
+ Events
+ General
+ Grant Opportunities
+ Grant Posts
+ In the News

Archives
+ April 2015
+ March 2015
+ February 2015
+ January 2015
+ December 2014
+ November 2014
+ October 2014
+ September 2014
+ August 2014
+ July 2014
+ May 2014
+ April 2014
+ March 2014
+ February 2014
+ January 2014
+ December 2013
+ November 2013

Coming Up

Activity	April	May	June
First round interviews			
Producer and Buyer surveys open			
Grower / Buyer Meeting			
Post-survey interviews			

Links to surveys

Producer (Farmer) Survey:

www.surveymonkey.com/s/kaneproducer

Buyer Survey:

www.surveymonkey.com/s/kanebuyer

The American Planning Association Provides Grants to 18 Local Coalitions to Combat Chronic Disease

March 24 2015

WASHINGTON, DC — The American Planning Association (APA) has provided \$2.25 million in grant money to 18 local coalitions around the United States through its **Plan4Health** initiative to combat two major determinants of chronic disease — lack of physical activity and lack of access to nutritious foods.

Plan4Health is a 15-month program that strengthens the connection between planning and public health. The program's funding supports local and state coalitions working to advance public health through better planning and partnerships. Funding for Plan4Health was provided through a grant from the **Centers for Disease Control and Prevention** (CDC).

"This is an exciting new opportunity to improve the health of our communities through diverse partnerships," said Anna Ricklin, AICP, manager of APA's Planning and Community Health Center, which is administering the Plan4Health program. "Collaboration is key if we want to continue to create communities of lasting value that are equitable and healthy for all residents."

Local coalition recipients were selected after a competitive review process. The program is implemented in partnership with the **American Public Health Association** (APHA) and represents a major new collaboration between planners and public health professionals. APA chapters and APHA affiliates are part of the local coalitions that will help identify and implement innovative tactics to address lack of physical activity and the lack of readily available nutritious foods.

The following local coalitions have received financial support through Plan4Health:

1. *Eastern Highlands Health District Community Health Action Response Team*; Northeastern Connecticut
2. *Healthy Savannah, Inc.*; Chatham County, Georgia
3. *Idaho Plan4Health Coalition*; Vista Neighborhood, Boise, Idaho
4. *B-Well Bensenville Plan4Health Coalition*; Bensenville, Illinois
5. *Kane County Planning Cooperative*; Kane County, Illinois
6. *Reach Healthy Communities*; Columbus, Indiana
7. *Health by Design*; Indianapolis/Marion County, Indiana
8. *Planning Healthy Iowa Communities*; Linn County, Iowa
9. *Kenton County Plan4Health Coalition*; Kenton County, Kentucky
10. *Inner Core Community Health Improvement Coalition*; Metro Boston, Massachusetts
11. *Healthy Eating, Active Living Partnership – Active Living Workgroup*; St. Louis, Missouri
12. *Plan4Health – Nashua, an initiative of the Greater Nashua Public Health Network*; Nashua, New Hampshire
13. *Trenton Healthy Communities Initiative*; Trenton, New Jersey
14. *Live Well Kingston*; Kingston, New York
15. *Columbus Public Health – Chronic Disease Prevention Advisory Board*; Columbus, Ohio
16. *Plan 4 Health Summit County*; Summit County, Ohio
17. *Austin-Vámonos Rundberg Coalition*; Rundberg Neighborhood, Austin, Texas
18. *Capital Region Healthy Communities*; Dane County, Wisconsin

Kane County Planning Cooperative; Kane County, IL