



TERRY HUNT, KANE COUNTY AUDITOR  
 KANE COUNTY AUDITOR'S QUARTERLY FINANCIAL REPORT  
 STATEMENT OF REVENUES, EXPENDITURES AND CHANGES IN THE GENERAL FUND  
 FISCAL QUARTER ENDED FEBRUARY 28, 2015

General Fund	
Budget	Actual
Fiscal Year Totals	Year To Date Totals

<u>Revenues:</u>		
Property Taxes	\$ 33,012,567	11,076
Other Taxes	22,630,000	1,612,535
Licenses and Permits	650,000	132,238
Grants	599,000	210,922
Charges for Services	13,962,815	2,566,933
Fines	2,849,875	435,902
Reimbursements	7,595,062	765,811
Interest	265,683	64,613
Miscellaneous	171,199	9,221
Cash on Hand	803,758	0
<b>Total Revenues</b>	<b>\$ 82,539,959</b>	<b>5,809,251</b>

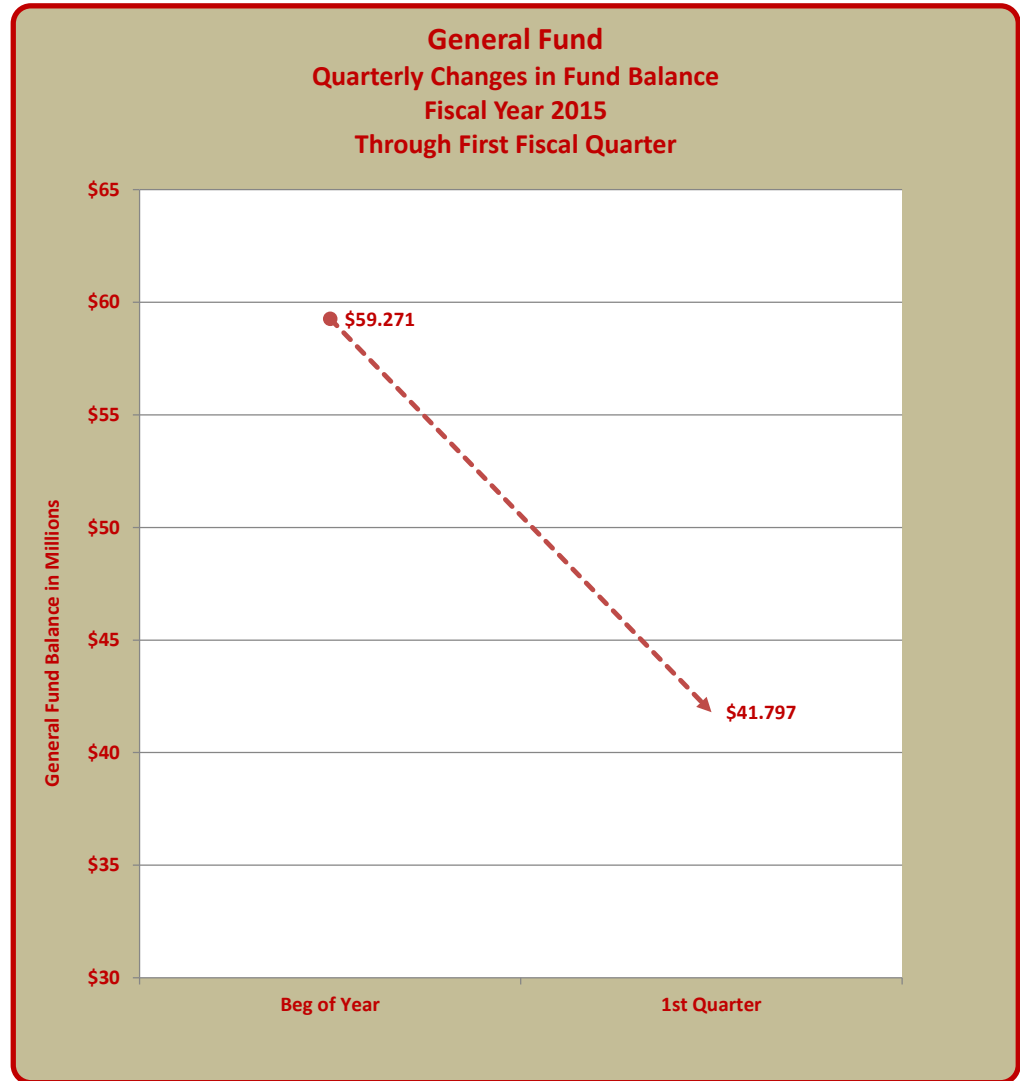
<u>Expenditures and Encumbrances:</u>		
Personnel	\$ 59,648,915	15,261,887
Contractual Services	10,621,131	2,661,720
Commodities	5,753,342	969,096
Capital	382,500	46,888
Debt Service - Principal	1,005,000	1,005,000
Debt Service - Interest	21,357	21,356
Debt Service - Requirement	0	0
Contingency and Other	1,481,820	0
<b>Total Expenditures and Encumbrances</b>	<b>\$ 78,914,065</b>	<b>19,965,947</b>
Excess (Deficiency) of Revenues Over Expenditures	\$ 3,625,894	(14,156,696)

<u>Other Financing Sources (Uses):</u>		
Issuance of Bonds	\$ 0	0
Premium on Bonds Sold	0	0
Transfers In	2,590,073	2,512,839
Transfers Out	6,215,967	6,215,967
<b>Total Other Financing Sources (Uses)</b>	<b>\$ (3,625,894)</b>	<b>(3,703,128)</b>

<u>Less Encumbrances included above:</u>		
Contractual Services	\$ 252,133	252,133
Commodities	91,674	91,674
Capital	41,793	41,793
Contingency and Other	0	0
<b>Total Encumbrances included above</b>	<b>385,600</b>	<b>385,600</b>
Net Change in Fund Balance	\$ 0	(17,474,224)

**Fund Balance, Beginning of Year** \$ 59,271,225

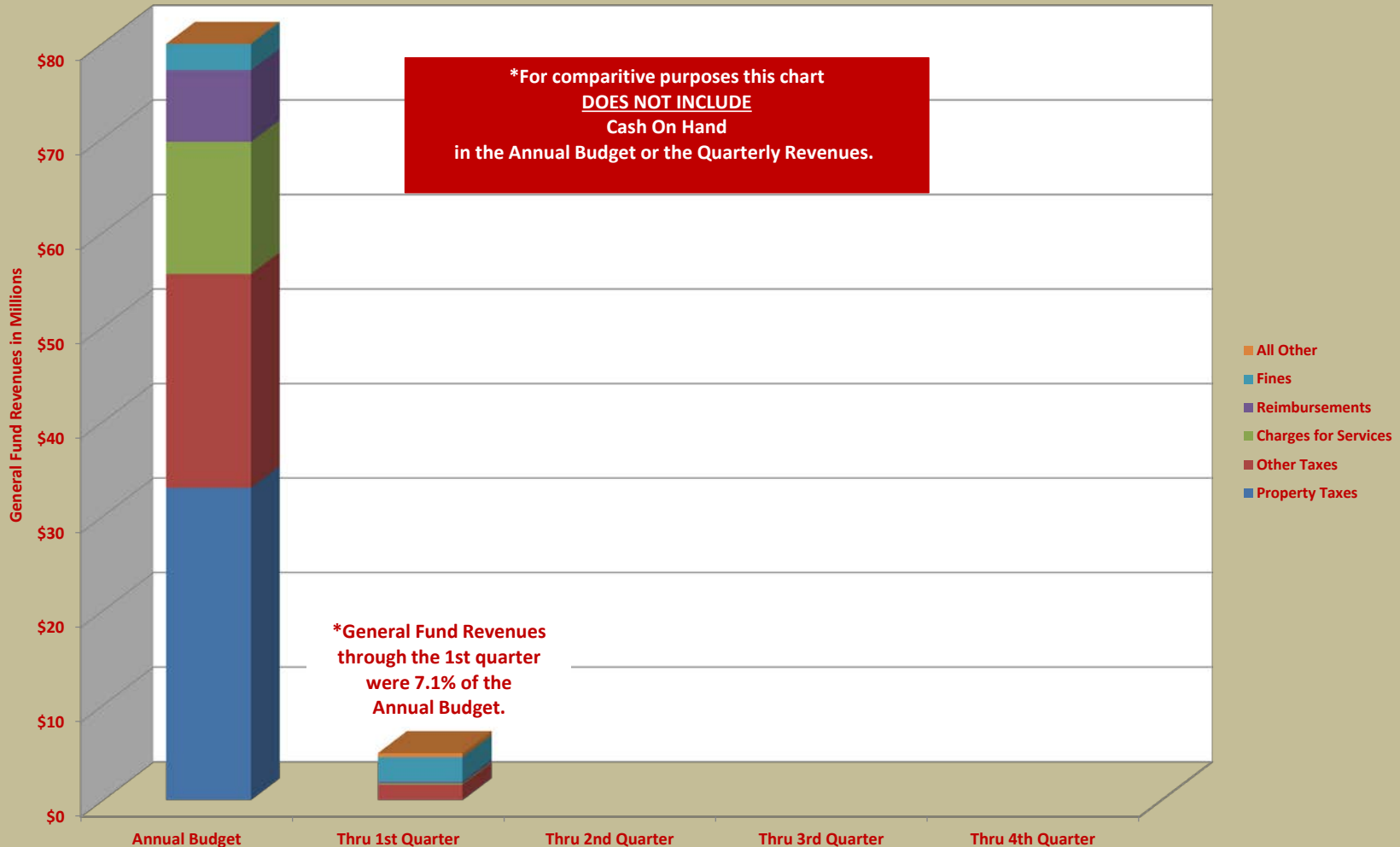
**Fund Balance, End of Quarter** \$ 41,797,001





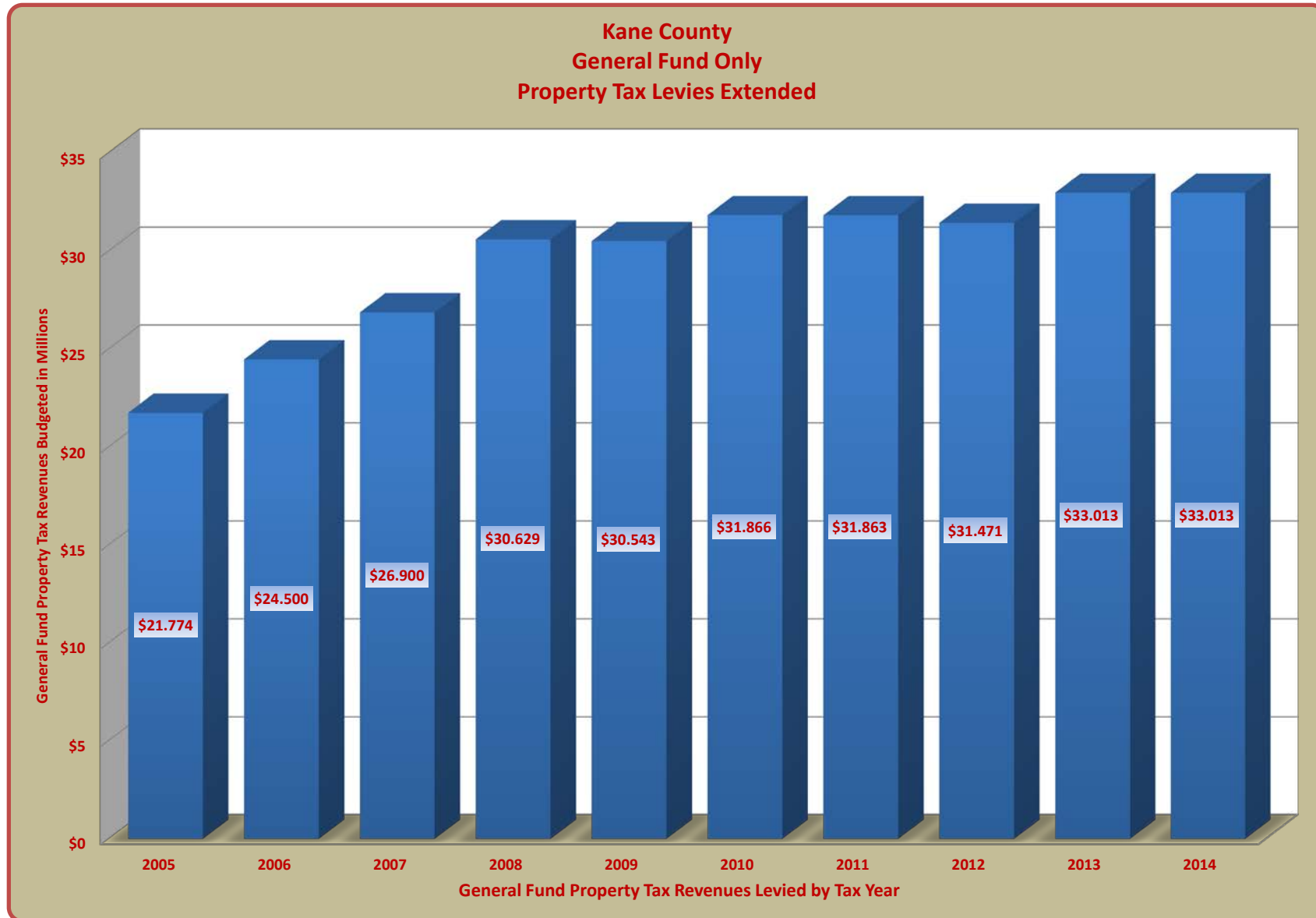
TERRY HUNT, KANE COUNTY AUDITOR  
 KANE COUNTY AUDITOR'S QUARTERLY FINANCIAL REPORT  
 GENERAL FUND REVENUES FISCAL YEAR 2015  
 ANNUAL BUDGET COMPARED TO YEAR-TO-DATE ACTUAL THROUGH FIRST QUARTER OF FISCAL YEAR 2015

**General Fund Revenues Fiscal Year 2015  
 Annual Budget Compared to Year-To-Date Actual  
 Through First Quarter of Fiscal Year 2015**





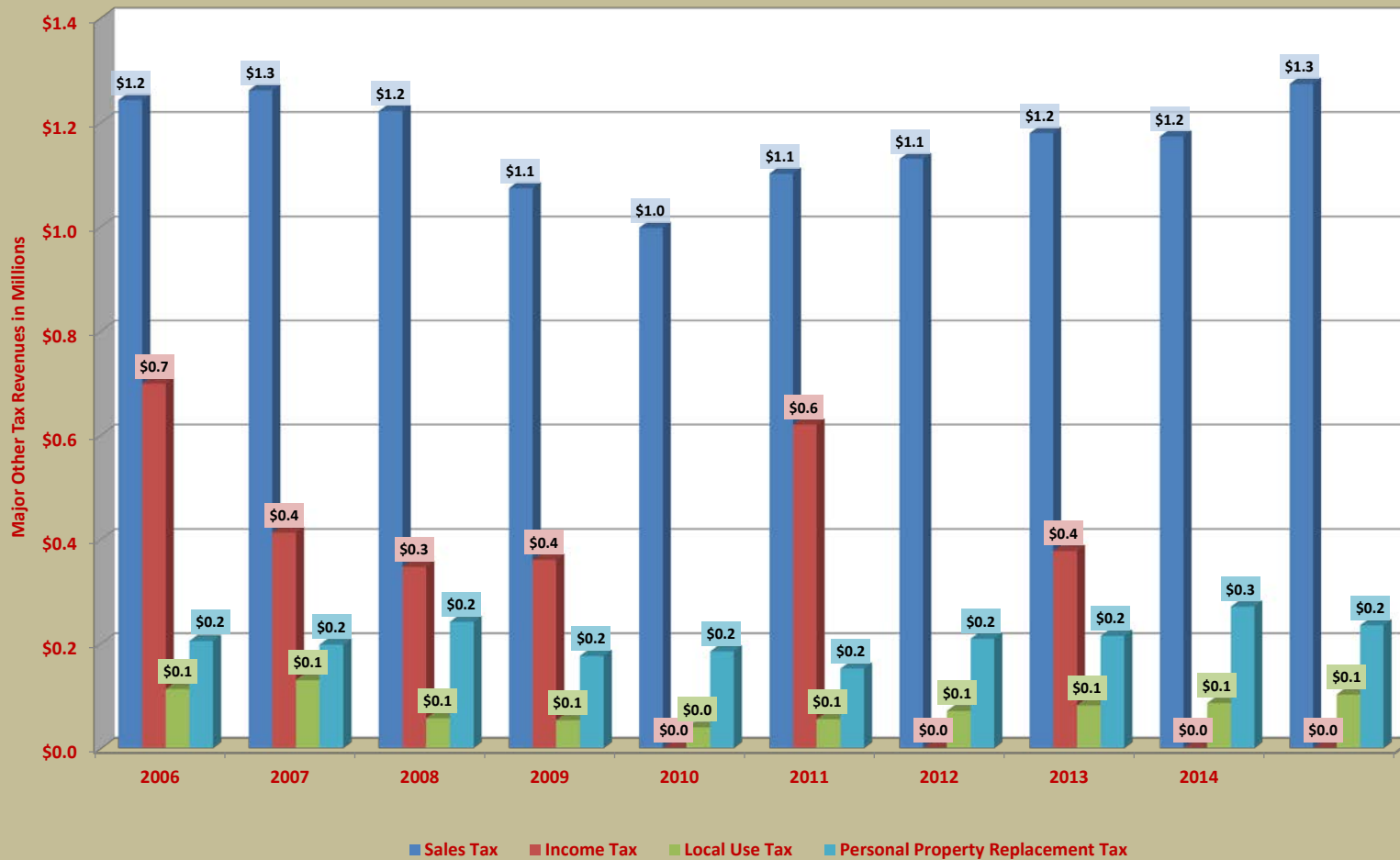
TERRY HUNT, KANE COUNTY AUDITOR  
KANE COUNTY AUDITOR'S QUARTERLY FINANCIAL REPORT  
TEN YEAR HISTORY OF PROPERTY TAX LEVIES EXTENDED FOR FOR GENERAL FUND ONLY  
REVENUES RELATED TO FISCAL YEARS 2006 - 2015





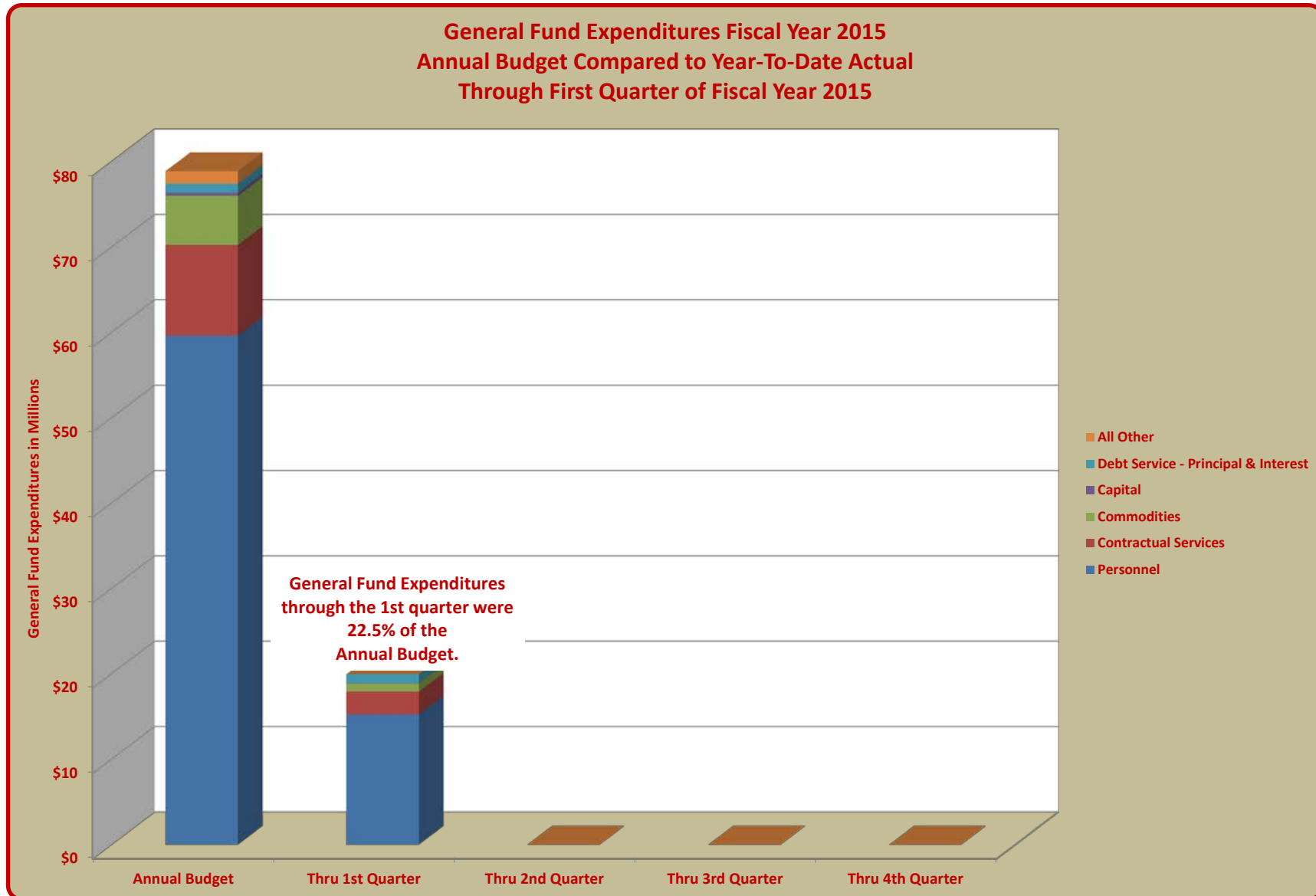
TERRY HUNT, KANE COUNTY AUDITOR  
 KANE COUNTY AUDITOR'S QUARTERLY FINANCIAL REPORT  
 MAJOR OTHER TAX GENERAL FUND REVENUES COMPARATIVE HISTORY  
 FOR FISCAL YEARS 2006 - 2015

**Ten Year History  
 Major Other Tax General Fund Actual Revenues  
 Through First Quarter of  
 Fiscal Years 2006-2015**





TERRY HUNT, KANE COUNTY AUDITOR  
KANE COUNTY AUDITOR'S QUARTERLY FINANCIAL REPORT  
GENERAL FUND EXPENDITURES FISCAL YEAR 2015  
ANNUAL BUDGET COMPARED TO YEAR-TO-DATE ACTUAL THROUGH FIRST QUARTER OF FISCAL YEAR 2015





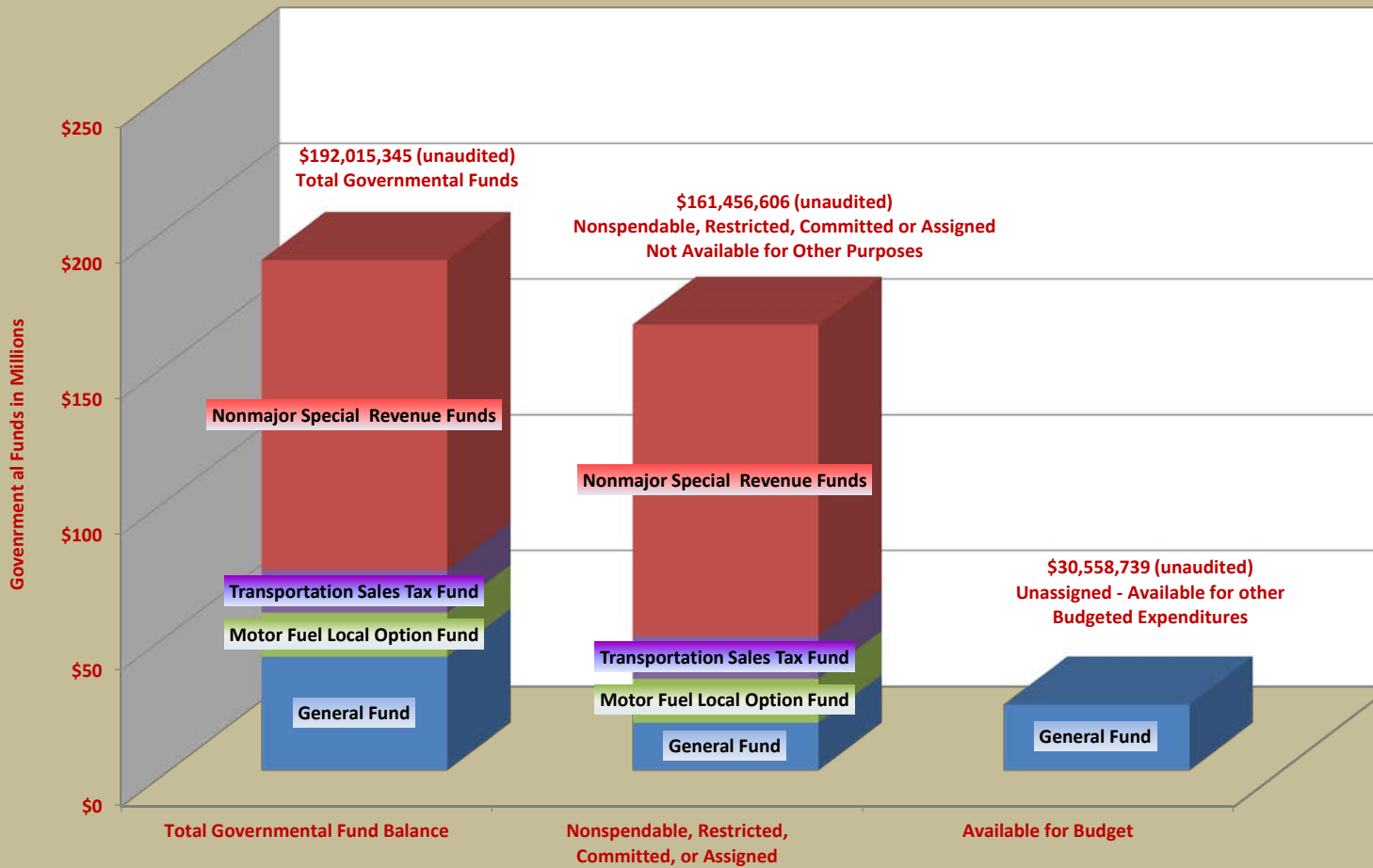
**TERRY HUNT, KANE COUNTY AUDITOR**  
**KANE COUNTY AUDITOR'S QUARTERLY FINANCIAL REPORT**  
**COMBINED STATEMENT OF REVENUES, EXPENDITURES AND CHANGES IN GOVERNMENTAL FUNDS**  
**FISCAL QUARTER ENDED FEBRUARY 28, 2015**

	Major Funds				Nonmajor Funds		Total Governmental Funds	
	General Fund		Major Special Revenue Funds		Other Governmental Funds			
	Budget	Actual	Budget	Actual	Budget	Actual	Budget	Actual
	Total Fiscal Year	Year-To-Date	Total Fiscal Year	Year-To-Date	Total Fiscal Year	Year-To-Date	Total Fiscal Year	Year-To-Date
<b>Revenues:</b>								
Property Taxes	\$ 33,012,567	11,076	0	0	21,592,993	7,005	54,605,560	18,081
Other Taxes	22,630,000	1,612,535	21,487,700	1,902,916	9,192,817	871,635	53,310,517	4,387,086
Licenses and Permits	650,000	132,238	0	0	1,335,800	969,211	1,985,800	1,101,449
Grants	599,000	210,922	0	0	7,598,803	2,081,196	8,197,803	2,292,118
Charges for Services	13,962,815	2,566,933	0	0	10,824,914	1,883,138	24,787,729	4,450,071
Fines	2,849,875	435,902	0	0	1,126,595	181,403	3,976,470	617,305
Reimbursements	7,595,062	765,811	6,179,565	1,553,723	7,489,859	3,699,359	21,264,486	6,018,893
Interest	265,683	64,613	45,000	38,989	257,120	126,395	567,803	229,997
Miscellaneous	171,199	9,221	0	0	3,567,610	157,053	3,738,809	166,274
Cash on Hand	803,758	0	14,745,399	0	36,873,207	0	52,422,364	0
<b>Total Revenues</b>	<b>\$ 82,539,959</b>	<b>5,809,251</b>	<b>42,457,664</b>	<b>3,495,628</b>	<b>99,859,718</b>	<b>9,976,395</b>	<b>224,857,341</b>	<b>19,281,274</b>
<b>Expenditures and Encumbrances:</b>								
Personnel	\$ 59,648,915	15,261,887	0	0	35,405,754	7,796,670	95,054,669	23,058,557
Contractual Services	10,621,131	2,661,720	17,215,573	6,923,329	22,026,600	11,104,405	49,863,304	20,689,454
Commodities	5,753,342	969,096	2,054,000	1,424,018	1,819,900	572,976	9,627,242	2,966,090
Capital	382,500	46,888	23,134,522	11,520,505	28,117,927	12,147,207	51,634,949	23,714,600
Debt Service - Principal	1,005,000	1,005,000	0	0	12,715,000	12,715,000	13,720,000	13,720,000
Debt Service - Interest	21,357	21,356	0	0	2,116,100	1,166,520	2,137,457	1,187,876
Debt Service - Requirement	0	0	0	0	1,215,643	0	1,215,643	0
Contingency and Other	1,481,820	0	0	0	290,832	371,138	1,772,652	371,138
<b>Total Expenditures and Encumbrances</b>	<b>\$ 78,914,065</b>	<b>19,965,947</b>	<b>42,404,095</b>	<b>19,867,852</b>	<b>103,707,756</b>	<b>45,873,916</b>	<b>225,025,916</b>	<b>85,707,715</b>
Excess (Deficiency) of Revenues Over Expenditures	\$ 3,625,894	(14,156,696)	53,569	(16,372,224)	(3,848,038)	(35,897,521)	(168,575)	(66,426,441)
<b>Other Financing Sources (Uses):</b>								
Issuance of Bonds	\$ 0	0	0	0	0	0	0	0
Premium on Bonds Sold	0	0	0	0	0	0	0	0
Transfer to Escrow Agent	0	0	0	0	0	0	0	0
Transfers In	2,590,073	2,512,839	0	0	13,539,691	13,379,876	16,129,764	15,892,715
Transfers Out	6,215,967	6,215,967	53,569	49,563	9,691,653	9,458,610	15,961,189	15,724,140
<b>Total Other Financing Sources (Uses)</b>	<b>\$ (3,625,894)</b>	<b>(3,703,128)</b>	<b>(53,569)</b>	<b>(49,563)</b>	<b>3,848,038</b>	<b>3,921,266</b>	<b>168,575</b>	<b>168,575</b>
<b>Less Encumbrances included above:</b>								
Contractual Services	\$	252,133		6,286,923		6,859,681		13,398,737
Commodities		91,674		634,770		383,081		1,109,525
Capital		41,793		9,706,051		10,331,359		20,079,203
Contingency and Other		0		0		(404)		(404)
<b>Total Encumbrances included above</b>		<b>385,600</b>		<b>16,627,744</b>		<b>17,573,717</b>		<b>34,587,061</b>
Net Change in Fund Balance	\$ 0	(17,474,224)	0	205,957	0	(14,402,538)	0	(31,670,805)
<b>Fund Balance, Beginning of Year</b>	\$	<b>59,271,225</b>		<b>31,667,422</b>		<b>128,642,070</b>		<b>219,580,717</b>
<b>Fund Balance, End of Quarter</b>	\$	<b>41,797,001</b>		<b>31,873,379</b>		<b>114,239,532</b>		<b>187,909,912</b>



TERRY HUNT, KANE COUNTY AUDITOR  
 KANE COUNTY AUDITOR'S QUARTERLY FINANCIAL REPORT  
 COMPARISONS OF GOVERNMENTAL FUNDS OVERALL, RESTRICTED AND AVAILABLE  
 YEAR-TO-DATE ACTUAL THROUGH FIRST QUARTER OF FISCAL YEAR 2015

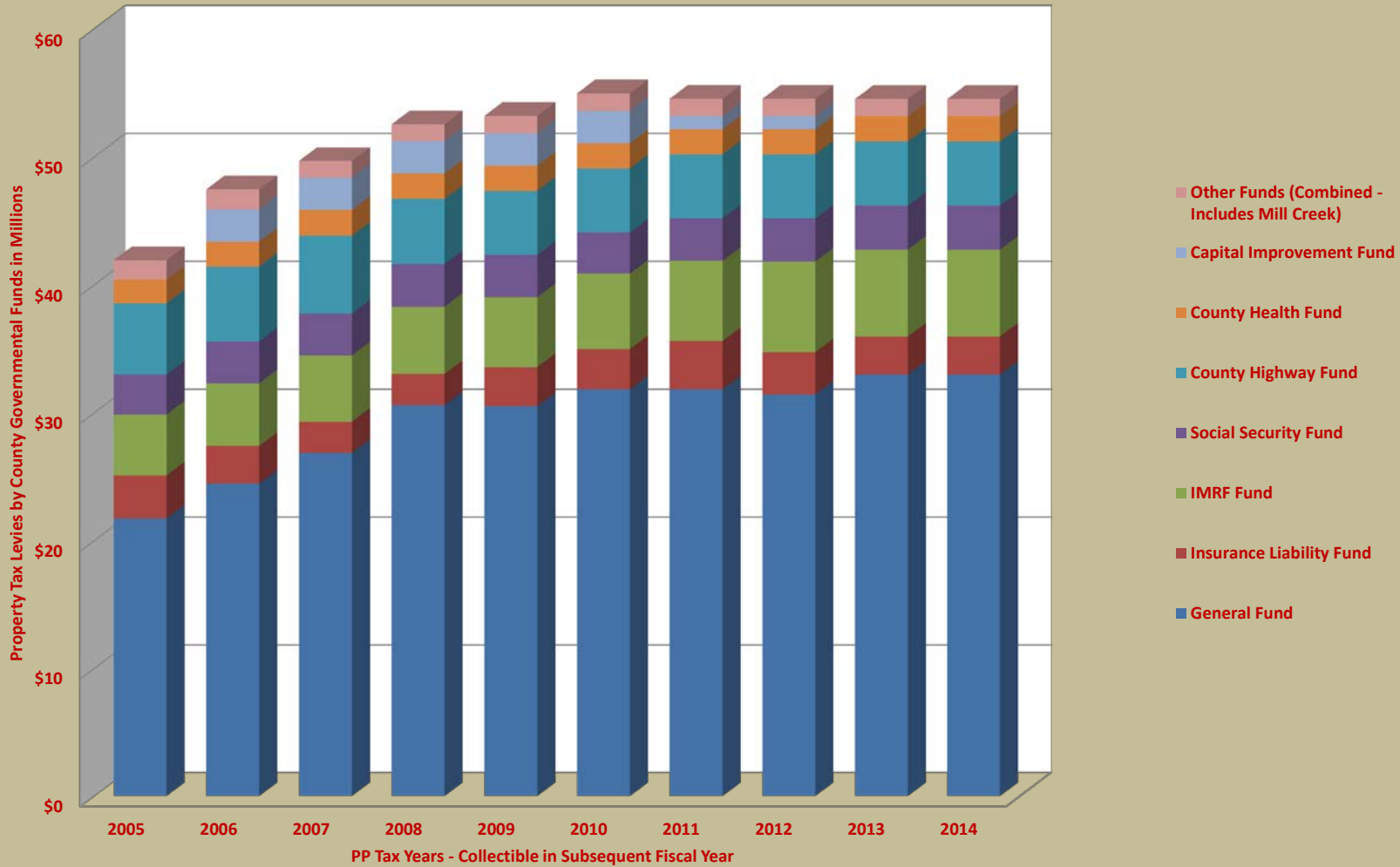
**Total Governmental Funds, Funds Restricted, and  
 Funds Available for Budgeted Expenditures  
 Fiscal Quarter ended February 28, 2015**





TERRY HUNT, KANE COUNTY AUDITOR  
 KANE COUNTY AUDITOR'S QUARTERLY FINANCIAL REPORT  
 TEN YEAR HISTORY OF PROPERTY TAX LEVIES FOR COUNTY GOVERNMENTAL FUNDS BY FUND  
 REVENUES RELATED TO FISCAL YEARS 2006 - 2015

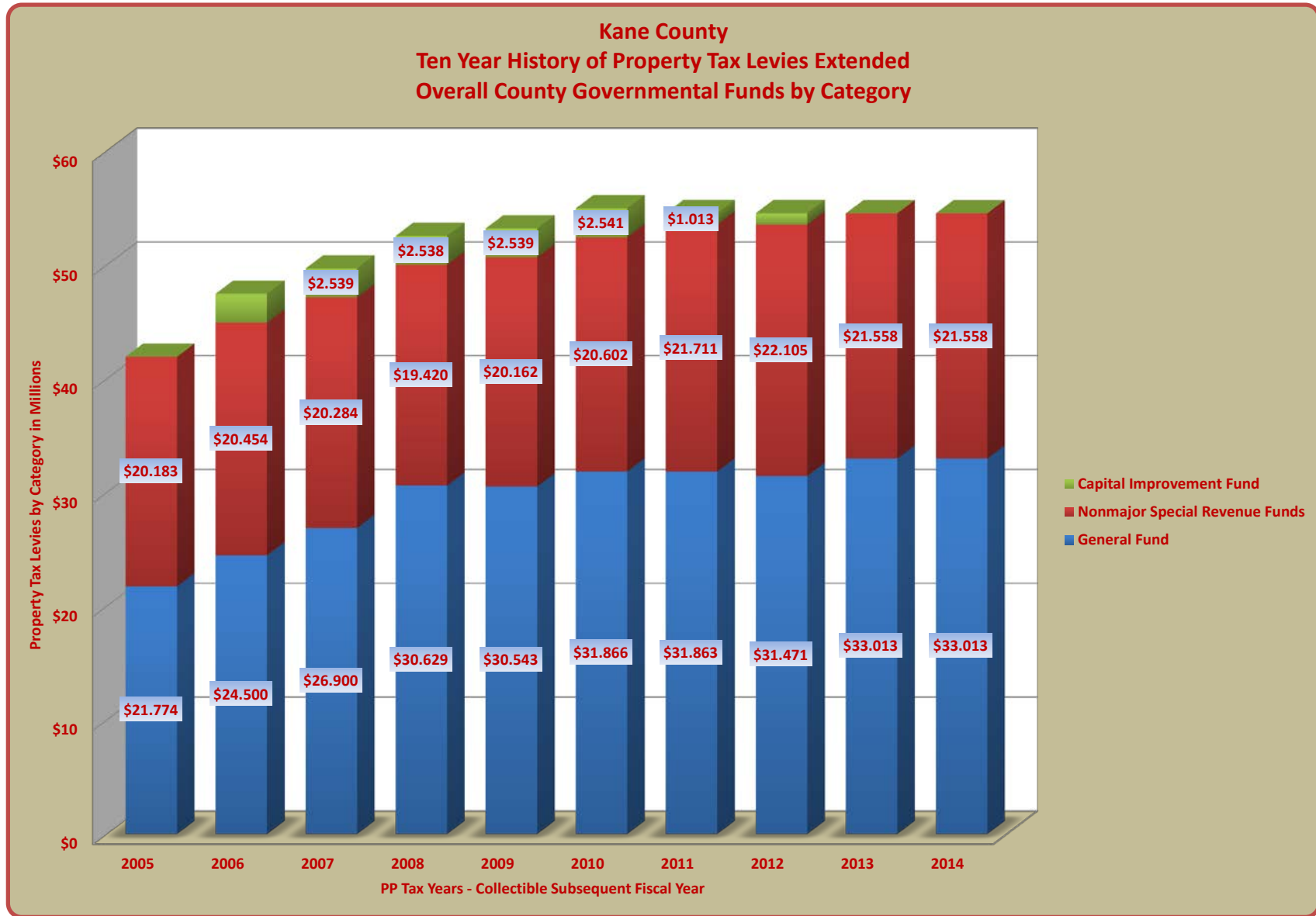
**Kane County**  
**Ten Year History of Property Tax Levies**  
**Overall County Governmental Funds by Fund**








TERRY HUNT, KANE COUNTY AUDITOR  
 KANE COUNTY AUDITOR'S QUARTERLY FINANCIAL REPORT  
 TEN YEAR HISTORY OF PROPERTY TAX LEVIES EXTENDED FOR COUNTY GOVERNMENTAL FUNDS BY FUND CATEGORY  
 REVENUES RELATED TO FISCAL YEARS 2006 - 2015





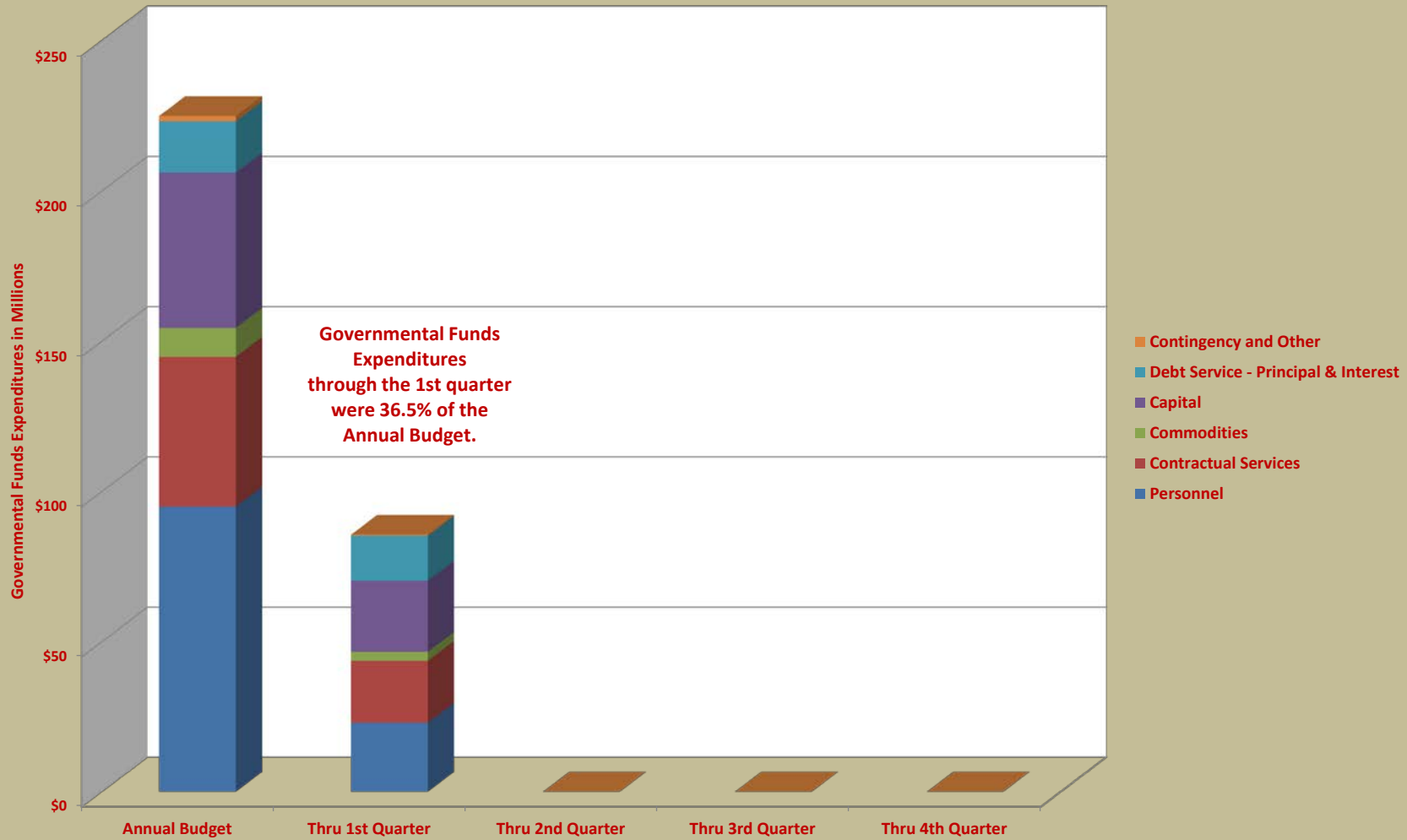
TERRY HUNT, KANE COUNTY AUDITOR  
 KANE COUNTY AUDITOR'S QUARTERLY FINANCIAL REPORT  
 GOVERNMENTAL FUNDS REVENUES FISCAL YEAR 2015  
 ANNUAL BUDGET COMPARED TO YEAR-TO-DATE ACTUAL THROUGH FIRST QUARTER OF FISCAL YEAR 2015





TERRY HUNT, KANE COUNTY AUDITOR  
 KANE COUNTY AUDITOR'S QUARTERLY FINANCIAL REPORT  
 GOVERNMENTAL FUNDS EXPENDITURES FISCAL YEAR 2015  
 ANNUAL BUDGET COMPARED TO YEAR-TO-DATE ACTUAL THROUGH FOURTH QUARTER OF FISCAL YEAR 2015

**Governmental Funds Expenditures Fiscal Year 2015  
 Annual Budget Compared to Year-To-Date Actual  
 Through First Quarter of Fiscal Year 2015**





**TERRY HUNT, KANE COUNTY AUDITOR**  
**KANE COUNTY AUDITOR'S QUARTERLY FINANCIAL REPORT**  
**SUMMARY STATEMENT OF REVENUES, EXPENDITURES AND CHANGES IN GOVERNMENTAL FUNDS**  
**FISCAL QUARTER ENDED FEBRUARY 28, 2015**

	Major Funds						Nonmajor Funds	
	General Fund		Motor Fuel Local Option Fund		Transportation Sales Tax Fund		Special Revenue Funds	
	Budget	Actual	Budget	Actual	Budget	Actual	Budget	Actual
	Total Fiscal Year	Year-To-Date	Total Fiscal Year	Year-To-Date	Total Fiscal Year	Year-To-Date	Total Fiscal Year	Year-To-Date
<b>Revenues:</b>								
Property Taxes	\$ 33,012,567	11,076	0	0	0	0	21,558,446	7,005
Other Taxes	22,630,000	1,612,535	8,684,200	767,401	12,803,500	1,135,515	9,092,817	819,059
Licenses and Permits	650,000	132,238	0	0	0	0	1,335,800	969,211
Grants	599,000	210,922	0	0	0	0	7,598,803	2,081,196
Charges for Services	13,962,815	2,566,933	0	0	0	0	9,624,914	1,588,126
Fines	2,849,875	435,902	0	0	0	0	1,126,595	179,716
Reimbursements	7,595,062	765,811	315,292	213,319	5,864,273	1,340,404	5,243,944	2,755,058
Interest	265,683	64,613	20,000	18,904	25,000	20,085	159,620	76,261
Miscellaneous	171,199	9,221	0	0	0	0	3,567,610	57,048
Cash on Hand	803,758	0	5,270,192	0	9,475,207	0	12,514,244	0
<b>Total Revenues</b>	<b>\$ 82,539,959</b>	<b>5,809,251</b>	<b>14,289,684</b>	<b>999,624</b>	<b>28,167,980</b>	<b>2,496,004</b>	<b>71,822,793</b>	<b>8,532,680</b>
<b>Expenditures and Encumbrances:</b>								
Personnel	\$ 59,648,915	15,261,887	0	0	0	0	35,405,754	7,796,670
Contractual Services	10,621,131	2,661,720	11,507,115	1,395,486	5,708,458	5,527,843	16,997,703	5,265,046
Commodities	5,753,342	969,096	2,054,000	1,424,018	0	0	1,819,900	572,976
Capital	382,500	46,888	675,000	637,268	22,459,522	10,883,237	13,369,135	6,120,314
Debt Service - Principal	1,005,000	1,005,000	0	0	0	0	0	0
Debt Service - Interest	21,357	21,356	0	0	0	0	0	0
Debt Service - Requirement	0	0	0	0	0	0	0	0
Contingency and Other	1,481,820	0	0	0	0	0	249,881	371,138
<b>Total Expenditures and Encumbrances</b>	<b>\$ 78,914,065</b>	<b>19,965,947</b>	<b>14,236,115</b>	<b>3,456,772</b>	<b>28,167,980</b>	<b>16,411,080</b>	<b>67,842,373</b>	<b>20,126,144</b>
Excess (Deficiency) of Revenues Over Expenditures	\$ 3,625,894	(14,156,696)	53,569	(2,457,148)	0	(13,915,076)	3,980,420	(11,593,464)
<b>Other Financing Sources (Uses):</b>								
Issuance of Bonds	\$ 0	0	0	0	0	0	0	0
Premium on Bonds Sold	0	0	0	0	0	0	0	0
Transfer to Escrow Agent	0	0	0	0	0	0	0	0
Transfers In	2,590,073	2,512,839	0	0	0	0	5,616,950	5,556,950
Transfers Out	6,215,967	6,215,967	53,569	49,563	0	0	9,597,370	9,444,097
<b>Total Other Financing Sources (Uses)</b>	<b>\$ (3,625,894)</b>	<b>(3,703,128)</b>	<b>(53,569)</b>	<b>(49,563)</b>	<b>0</b>	<b>0</b>	<b>(3,980,420)</b>	<b>(3,887,147)</b>
<b>Less Encumbrances included above:</b>								
Contractual Services	\$ 0	252,133	0	1,265,010	0	5,021,913	0	1,738,463
Commodities	0	91,674	0	634,770	0	0	0	383,081
Capital	0	41,793	0	477,608	0	9,228,443	0	4,376,552
Contingency and Other	0	0	0	0	0	0	0	(404)
<b>Total Encumbrances included above</b>	<b>0</b>	<b>385,600</b>	<b>0</b>	<b>2,377,388</b>	<b>0</b>	<b>14,250,356</b>	<b>0</b>	<b>6,497,692</b>
<b>Net Change in Fund Balance</b>	<b>\$ 0</b>	<b>(17,474,224)</b>	<b>0</b>	<b>(129,323)</b>	<b>0</b>	<b>335,280</b>	<b>0</b>	<b>(8,982,919)</b>
<b>Fund Balance, Beginning of Year</b>	<b>\$ 59,271,225</b>		<b>16,354,217</b>		<b>15,313,205</b>		<b>77,450,383</b>	
<b>Fund Balance, End of Quarter</b>	<b>\$ 41,797,001</b>		<b>16,224,894</b>		<b>15,648,485</b>		<b>68,467,464</b>	



**TERRY HUNT, KANE COUNTY AUDITOR**  
**KANE COUNTY AUDITOR'S QUARTERLY FINANCIAL REPORT**  
**SUMMARY STATEMENT OF REVENUES, EXPENDITURES AND CHANGES IN GOVERNMENTAL FUNDS**  
**FISCAL QUARTER ENDED FEBRUARY 28, 2015**

	Nonmajor Funds				Permanent Fund		Total Governmental Funds	
	Debt Service Funds		Capital Project Funds		Working Cash Fund		Budget	Actual
	Budget	Actual	Budget	Actual	Budget	Actual	Budget	Actual
	Total Fiscal Year	Year-To-Date	Total Fiscal Year	Year-To-Date	Total Fiscal Year	Year-To-Date	Total Fiscal Year	Year-To-Date
<b>Revenues:</b>								
Property Taxes	\$ 0	0	34,547	0	0	0	54,605,560	18,081
Other Taxes	0	0	100,000	52,576	0	0	53,310,517	4,387,086
Licenses and Permits	0	0	0	0	0	0	1,985,800	1,101,449
Grants	0	0	0	0	0	0	8,197,803	2,292,118
Charges for Services	0	0	1,200,000	295,012	0	0	24,787,729	4,450,071
Fines	0	0	0	1,687	0	0	3,976,470	617,305
Reimbursements	860,690	307,107	1,385,225	637,194	0	0	21,264,486	6,018,893
Interest	55,500	13,143	27,000	33,368	15,000	3,623	567,803	229,997
Miscellaneous	0	0	0	100,005	0	0	3,738,809	166,274
Cash on Hand	8,329,011	0	16,029,952	0	0	0	52,422,364	0
<b>Total Revenues</b>	<b>\$ 9,245,201</b>	<b>320,250</b>	<b>18,776,724</b>	<b>1,119,842</b>	<b>15,000</b>	<b>3,623</b>	<b>224,857,341</b>	<b>19,281,274</b>
<b>Expenditures and Encumbrances:</b>								
Personnel	\$ 0	0	0	0	0	0	95,054,669	23,058,557
Contractual Services	2,100	450	5,026,797	5,838,909	0	0	49,863,304	20,689,454
Commodities	0	0	0	0	0	0	9,627,242	2,966,090
Capital	0	0	14,748,792	6,026,893	0	0	51,634,949	23,714,600
Debt Service - Principal	12,715,000	12,715,000	0	0	0	0	13,720,000	13,720,000
Debt Service - Interest	2,116,100	1,166,520	0	0	0	0	2,137,457	1,187,876
Debt Service - Requirement	1,215,643	0	0	0	0	0	1,215,643	0
Contingency and Other	25,641	0	310	0	15,000	0	1,772,652	371,138
<b>Total Expenditures and Encumbrances</b>	<b>\$ 16,074,484</b>	<b>13,881,970</b>	<b>19,775,899</b>	<b>11,865,802</b>	<b>15,000</b>	<b>0</b>	<b>225,025,916</b>	<b>85,707,715</b>
Excess (Deficiency) of Revenues Over Expenditures	\$ (6,829,283)	(13,561,720)	(999,175)	(10,745,960)	0	3,623	(168,575)	(66,426,441)
<b>Other Financing Sources (Uses):</b>								
Issuance of Bonds	\$ 0	0	0	0	0	0	0	0
Premium on Bonds Sold	0	0	0	0	0	0	0	0
Transfer to Escrow Agent	0	0	0	0	0	0	0	0
Transfers In	6,829,283	6,822,926	1,093,458	1,000,000	0	0	16,129,764	15,892,715
Transfers Out	0	0	94,283	14,513	0	0	15,961,189	15,724,140
<b>Total Other Financing Sources (Uses)</b>	<b>\$ 6,829,283</b>	<b>6,822,926</b>	<b>999,175</b>	<b>985,487</b>	<b>0</b>	<b>0</b>	<b>168,575</b>	<b>168,575</b>
<b>Less Encumbrances included above:</b>								
Contractual Services	\$ 0	0	0	5,121,218	0	0	0	13,398,737
Commodities	0	0	0	0	0	0	0	1,109,525
Capital	0	0	0	5,954,807	0	0	0	20,079,203
Contingency and Other	0	0	0	0	0	0	0	(404)
<b>Total Encumbrances included above</b>	<b>0</b>	<b>0</b>	<b>0</b>	<b>11,076,025</b>	<b>0</b>	<b>0</b>	<b>0</b>	<b>34,587,061</b>
<b>Net Change in Fund Balance</b>	<b>\$ 0</b>	<b>(6,738,794)</b>	<b>0</b>	<b>1,315,552</b>	<b>0</b>	<b>3,623</b>	<b>0</b>	<b>(31,670,805)</b>
<b>Fund Balance, Beginning of Year</b>	<b>\$ 18,724,545</b>		<b>29,370,369</b>		<b>3,096,773</b>		<b>219,580,717</b>	
<b>Fund Balance, End of Quarter</b>	<b>\$ 11,985,751</b>		<b>30,685,921</b>		<b>3,100,396</b>		<b>187,909,912</b>	



TERRY HUNT, KANE COUNTY AUDITOR  
 KANE COUNTY AUDITOR'S QUARTERLY FINANCIAL REPORT  
 COMBINED STATEMENT OF REVENUES, EXPENDITURES AND CHANGES IN GENERAL FUNDS  
 FISCAL QUARTER ENDED FEBRUARY 28, 2015

	General Fund (Corp Acct) -001		General Fund - Other (Noncorporate) Accounts							
			Special Reserve Acct -112		Emergency Reserve Acct - 113		PP Tax Freeze Acct - 114		SAO Domestic Violence - 223	
	Budget	Actual	Budget	Actual	Budget	Actual	Budget	Actual	Budget	Actual
	Total Fiscal Year	Year-To-Date	Total Fiscal Year	Year-To-Date	Total Fiscal Year	Year-To-Date	Total Fiscal Year	Year-To-Date	Total Fiscal Year	Year-To-Date
<b>Revenues:</b>										
Property Taxes	\$ 33,012,567	11,076	0	0	0	0	0	0	0	0
Other Taxes	22,630,000	1,612,535	0	0	0	0	0	0	0	0
Licenses and Permits	650,000	132,238	0	0	0	0	0	0	0	0
Grants	599,000	210,922	0	0	0	0	0	0	0	0
Charges for Services	13,958,315	2,566,933	0	0	0	0	0	0	0	0
Fines	2,849,875	435,902	0	0	0	0	0	0	0	0
Reimbursements	7,595,062	765,811	0	0	0	0	0	0	0	0
Interest	245,200	55,855	1,500	341	10,000	2,365	5,000	1,184	1,800	773
Miscellaneous	171,199	9,221	0	0	0	0	0	0	0	0
Cash on Hand	0	0	300,000	0	0	0	0	0	0	0
<b>Total Revenues</b>	<b>\$ 81,711,218</b>	<b>5,800,493</b>	<b>301,500</b>	<b>341</b>	<b>10,000</b>	<b>2,365</b>	<b>5,000</b>	<b>1,184</b>	<b>1,800</b>	<b>773</b>
<b>Expenditures and Encumbrances:</b>										
Personnel	\$ 58,775,462	15,078,898	0	0	0	0	0	0	457,212	120,891
Contractual Services	10,302,934	2,618,294	0	0	0	0	0	0	18,420	240
Commodities	5,751,359	969,096	0	0	0	0	0	0	1,188	0
Capital	39,000	2,698	0	0	0	0	0	0	0	0
Debt Service - Principal	1,005,000	1,005,000	0	0	0	0	0	0	0	0
Debt Service - Interest	21,357	21,356	0	0	0	0	0	0	0	0
Debt Service - Requirement	0	0	0	0	0	0	0	0	0	0
Contingency and Other	1,182,216	0	281,500	0	10,000	0	5,000	0	2,447	0
<b>Total Expenditures and Encumbrances</b>	<b>\$ 77,077,328</b>	<b>19,695,342</b>	<b>281,500</b>	<b>0</b>	<b>10,000</b>	<b>0</b>	<b>5,000</b>	<b>0</b>	<b>479,267</b>	<b>121,131</b>
<b>Excess (Deficiency) of Revenues Over Expenditures</b>	<b>\$ 4,633,890</b>	<b>(13,894,849)</b>	<b>20,000</b>	<b>341</b>	<b>0</b>	<b>2,365</b>	<b>0</b>	<b>1,184</b>	<b>(477,467)</b>	<b>(120,358)</b>
<b>Other Financing Sources (Uses):</b>										
Issuance of Bonds	\$				0	0	0	0	0	0
Premium on Bonds Sold					0	0	0	0	0	0
Transfers In	1,282,077	1,222,262	280,000	280,000	0	0	0	0	477,467	477,467
Transfers Out	5,915,967	5,915,967	300,000	300,000	0	0	0	0	0	0
<b>Total Other Financing Sources (Uses)</b>	<b>\$ (4,633,890)</b>	<b>(4,693,705)</b>	<b>(20,000)</b>	<b>(20,000)</b>	<b>0</b>	<b>0</b>	<b>0</b>	<b>0</b>	<b>477,467</b>	<b>477,467</b>
<b>Less Encumbrances included above:</b>										
Contractual Services	\$	210,967		0	0	0	0	0	0	0
Commodities		91,674		0	0	0	0	0	0	0
Capital		481		0	0	0	0	0	0	0
Contingency and Other		0		0	0	0	0	0	0	0
<b>Total Encumbrances included above</b>		<b>303,122</b>		<b>0</b>		<b>0</b>		<b>0</b>		<b>0</b>
<b>Net Change in Fund Balance</b>	<b>\$ 0</b>	<b>(18,285,432)</b>	<b>0</b>	<b>(19,659)</b>	<b>0</b>	<b>2,365</b>	<b>0</b>	<b>1,184</b>	<b>0</b>	<b>357,109</b>
<b>Fund Balance, Beginning of Year</b>	<b>\$</b>	<b>50,735,104</b>		<b>303,886</b>	<b>0</b>	<b>3,834,792</b>	<b>0</b>	<b>1,004,896</b>	<b>0</b>	<b>287,442</b>
<b>Fund Balance, End of Quarter</b>	<b>\$</b>	<b>32,449,672</b>		<b>284,227</b>		<b>3,837,157</b>		<b>1,006,080</b>		<b>644,551</b>



TERRY HUNT, KANE COUNTY AUDITOR  
 KANE COUNTY AUDITOR'S QUARTERLY FINANCIAL REPORT  
 COMBINED STATEMENT OF REVENUES, EXPENDITURES AND CHANGES IN GENERAL FUNDS  
 FISCAL QUARTER ENDED FEBRUARY 28, 2015

	General Fund - Other (Noncorporate) Accounts									
	Environmental Pros Acct - 224		Economic Development Acct - 400		Cost Share Drainage Acct -405		Public Bldg Comm Acct -601		Total General Fund Accts	
	Budget	Actual	Budget	Actual	Budget	Actual	Budget	Actual	Budget	Actual
	Total Fiscal Year	Year-To-Date	Total Fiscal Year	Year-To-Date	Total Fiscal Year	Year-To-Date	Total Fiscal Year	Year-To-Date	Total Fiscal Year	Year-To-Date
<b>Revenues:</b>										
Property Taxes	\$ 0	0	0	0	0	0	0	0	33,012,567	11,076
Other Taxes	0	0	0	0	0	0	0	0	22,630,000	1,612,535
Licenses and Permits	0	0	0	0	0	0	0	0	650,000	132,238
Grants	0	0	0	0	0	0	0	0	599,000	210,922
Charges for Services	0	0	0	0	4,500	0	0	0	13,962,815	2,566,933
Fines	0	0	0	0	0	0	0	0	2,849,875	435,902
Reimbursements	0	0	0	0	0	0	0	0	7,595,062	765,811
Interest	583	285	1,100	342	500	1,044	0	2,424	265,683	64,613
Miscellaneous	0	0	0	0	0	0	0	0	171,199	9,221
Cash on Hand	0	0	227,877	0	275,881	0	0	0	803,758	0
<b>Total Revenues</b>	<b>\$ 583</b>	<b>285</b>	<b>228,977</b>	<b>342</b>	<b>280,881</b>	<b>1,044</b>	<b>0</b>	<b>2,424</b>	<b>82,539,959</b>	<b>5,809,251</b>
<b>Expenditures and Encumbrances:</b>										
Personnel	\$ 239,882	62,098	176,359	0	0	0	0	0	59,648,915	15,261,887
Contractual Services	7,559	60	52,218	0	240,000	43,126	0	0	10,621,131	2,661,720
Commodities	395	0	400	0	0	0	0	0	5,753,342	969,096
Capital	0	0	0	0	343,500	44,190	0	0	382,500	46,888
Debt Service - Principal	0	0	0	0	0	0	0	0	1,005,000	1,005,000
Debt Service - Interest	0	0	0	0	0	0	0	0	21,357	21,356
Debt Service - Requirement	0	0	0	0	0	0	0	0	0	0
Contingency and Other	657	0	0	0	0	0	0	0	1,481,820	0
<b>Total Expenditures</b>	<b>\$ 248,493</b>	<b>62,158</b>	<b>228,977</b>	<b>0</b>	<b>583,500</b>	<b>87,316</b>	<b>0</b>	<b>0</b>	<b>78,914,065</b>	<b>19,965,947</b>
Excess (Deficiency) of Revenues Over Expenditures	<u>\$ (247,910)</u>	<u>(61,873)</u>	<u>0</u>	<u>342</u>	<u>(302,619)</u>	<u>(86,272)</u>	<u>0</u>	<u>2,424</u>	<u>3,625,894</u>	<u>(14,156,696)</u>
<b>Other Financing Sources (Uses):</b>										
Issuance of Bonds	\$								0	0
Premium on Bonds Sold									0	0
Transfers In	247,910	247,910	0	0	302,619	285,200	0	0	2,590,073	2,512,839
Transfers Out	0	0	0	0	0	0	0	0	6,215,967	6,215,967
<b>Total Other Financing Sources (Uses)</b>	<b>\$ 247,910</b>	<b>247,910</b>	<b>0</b>	<b>0</b>	<b>302,619</b>	<b>285,200</b>	<b>0</b>	<b>0</b>	<b>(3,625,894)</b>	<b>(3,703,128)</b>
<b>Less Encumbrances included above:</b>										
Contractual Services	\$	0	0	0	0	41,166	0	0	0	252,133
Commodities		0	0	0	0	0	0	0	0	91,674
Capital		0	0	0	0	41,312	0	0	0	41,793
Contingency and Other		0	0	0	0	0	0	0	0	0
<b>Total Encumbrances included above</b>		<b>0</b>	<b>0</b>	<b>0</b>	<b>0</b>	<b>82,478</b>	<b>0</b>	<b>0</b>	<b>0</b>	<b>385,600</b>
Net Change in Fund Balance	\$ 0	186,037	0	342	0	281,406	0	2,424	0	(17,474,224)
<b>Fund Balance, Beginning of Year</b>	<b>\$</b>	<b>51,189</b>	<b>289,384</b>	<b>289,384</b>	<b>709,936</b>	<b>709,936</b>	<b>2,054,596</b>	<b>2,054,596</b>	<b>59,271,225</b>	<b>59,271,225</b>
<b>Fund Balance, End of Quarter</b>	<b>\$</b>	<b>237,226</b>	<b>289,726</b>	<b>289,726</b>	<b>991,342</b>	<b>991,342</b>	<b>2,057,020</b>	<b>2,057,020</b>	<b>41,797,001</b>	<b>41,797,001</b>



TERRY HUNT, KANE COUNTY AUDITOR  
 KANE COUNTY AUDITOR'S QUARTERLY FINANCIAL REPORT  
 COMBINED STATEMENT OF REVENUES, EXPENDITURES AND CHANGES IN DEBT SERVICE FUNDS  
 FISCAL QUARTER ENDED FEBRUARY 28, 2015

	Debt Service Funds					
	Motor Fuel Tax - 620		Transit Sales Tax - 621		Recovery Zone Bond - 622	
	Budget	Actual	Budget	Actual	Budget	Actual
	Total Fiscal Year	Year-To-Date	Total Fiscal Year	Year-To-Date	Total Fiscal Year	Year-To-Date
<b>Revenues:</b>						
Property Taxes	\$	0	0	0	0	0
Other Taxes		0	0	0	0	0
Licenses and Permits		0	0	0	0	0
Grants		0	0	0	0	0
Charges for Services		0	0	0	0	0
Fines		0	0	0	0	0
Reimbursements		0	0	39,689	40,297	266,810
Interest		0	4,828	36,000	3,203	4,500
Miscellaneous		0	0	0	0	0
Cash on Hand		0	0	8,329,011	0	0
<b>Total Revenues</b>	<b>\$</b>	<b>0</b>	<b>4,828</b>	<b>8,404,700</b>	<b>43,500</b>	<b>825,501</b>
<b>Expenditures:</b>						
Personnel	\$	0	0	0	0	0
Contractual Services		0	0	500	0	450
Commodities		0	0	0	0	0
Capital		0	0	0	0	0
Debt Service - Principal		2,445,000	2,445,000	8,280,000	8,280,000	645,000
Debt Service - Interest		988,182	526,181	124,200	124,200	238,493
Debt Service - Requirement		65,818	0	0	0	0
Contingency and Other		0	0	0	0	11,741
<b>Total Expenditures</b>	<b>\$</b>	<b>3,499,000</b>	<b>2,971,181</b>	<b>8,404,700</b>	<b>8,404,200</b>	<b>895,734</b>
Excess (Deficiency) of Revenues Over Expenditures	\$	(3,499,000)	(2,966,353)	0	(8,360,700)	(70,233)
<b>Other Financing Sources (Uses)</b>						
Issuance of Bonds	\$	0	0	0	0	0
Premium on Bonds Sold		0	0	0	0	0
Transfer to Escrow Agent		0	0	0	0	0
Transfers In		3,499,000	3,499,000	0	0	70,233
Transfers Out		0	0	0	0	63,876
<b>Total Other Financing Sources (Uses)</b>	<b>\$</b>	<b>3,499,000</b>	<b>3,499,000</b>	<b>0</b>	<b>0</b>	<b>70,233</b>
<b>Net Change in Fund Balance</b>	<b>\$</b>	<b>0</b>	<b>532,647</b>	<b>0</b>	<b>(8,360,700)</b>	<b>(437,015)</b>
<b>Fund Balance, Beginning of Year</b>	<b>\$</b>	<b>2,996,723</b>		<b>8,514,678</b>		<b>5,199,668</b>
<b>Fund Balance, End of Quarter</b>	<b>\$</b>	<b>3,529,370</b>		<b>153,978</b>		<b>4,762,653</b>





**TERRY HUNT, KANE COUNTY AUDITOR**  
**KANE COUNTY AUDITOR'S QUARTERLY FINANCIAL REPORT**  
**COMBINED STATEMENT OF REVENUES, EXPENDITURES AND CHANGES IN DEBT SERVICE FUNDS**  
**FISCAL QUARTER ENDED FEBRUARY 28, 2015**

	Debt Service Funds			
	JJC/AJC Refunding - 623		Total Debt Service Funds	
	Budget	Actual	Budget	Actual
	Total Fiscal Year	Year-To-Date	Total Fiscal Year	Year-To-Date
<b>Revenues:</b>				
Property Taxes	\$ 0	0	0	0
Other Taxes	0	0	0	0
Licenses and Permits	0	0	0	0
Grants	0	0	0	0
Charges for Services	0	0	0	0
Fines	0	0	0	0
Reimbursements	0	0	860,690	307,107
Interest	15,000	3,924	55,500	13,143
Miscellaneous	0	0	0	0
Cash on Hand	0	0	8,329,011	0
<b>Total Revenues</b>	<b>\$ 15,000</b>	<b>3,924</b>	<b>9,245,201</b>	<b>320,250</b>
<b>Expenditures:</b>				
Personnel	\$ 0	0	0	0
Contractual Services	1,100	0	2,100	450
Commodities	0	0	0	0
Capital	0	0	0	0
Debt Service - Principal	1,345,000	1,345,000	12,715,000	12,715,000
Debt Service - Interest	765,225	392,700	2,116,100	1,166,520
Debt Service - Requirement	1,149,825	0	1,215,643	0
Contingency and Other	13,900	0	25,641	0
<b>Total Expenditures</b>	<b>\$ 3,275,050</b>	<b>1,737,700</b>	<b>16,074,484</b>	<b>13,881,970</b>
Excess (Deficiency) of Revenues Over Expenditures	\$ (3,260,050)	(1,733,776)	(6,829,283)	(13,561,720)
<b>Other Financing Sources (Uses)</b>				
Issuance of Bonds	\$ 0	0	0	0
Premium on Bonds Sold	0	0	0	0
Transfer to Escrow Agent	0	0	0	0
Transfers In	3,260,050	3,260,050	6,829,283	6,822,926
Transfers Out	0	0	0	0
<b>Total Other Financing Sources (Uses)</b>	<b>\$ 3,260,050</b>	<b>3,260,050</b>	<b>6,829,283</b>	<b>6,822,926</b>
<b>Net Change in Fund Balance</b>	<b>\$ 0</b>	<b>1,526,274</b>	<b>0</b>	<b>(6,738,794)</b>
<b>Fund Balance, Beginning of Year</b>	<b>\$ 2,013,476</b>			<b>18,724,545</b>
<b>Fund Balance, End of Quarter</b>	<b>\$ 3,539,750</b>			<b>11,985,751</b>



**TERRY HUNT, KANE COUNTY AUDITOR**  
**KANE COUNTY AUDITOR'S QUARTERLY FINANCIAL REPORT**  
**COMBINED STATEMENT OF REVENUES, EXPENDITURES AND CHANGES IN CAPITAL PROJECTS FUNDS**  
**FISCAL QUARTER ENDED FEBRUARY 28, 2015**

	Capital Projects Funds					
	Capital Projects - 500		Capital Improvement - 510		Recovery Zone Bond - 514*	
	Budget	Actual	Budget	Actual	Budget	Actual
	Total Fiscal Year	Year-To-Date	Total Fiscal Year	Year-To-Date	Total Fiscal Year	Year-To-Date
<b>Revenues:</b>						
Property Taxes	\$ 0	0	0	0	34,547	0
Other Taxes	100,000	33,169	0	0	0	0
Licenses and Permits	0	0	0	0	0	0
Grants	0	0	0	0	0	0
Charges for Services	0	0	0	0	0	0
Fines	0	0	0	0	0	0
Reimbursements	0	0	0	0	2,825	0
Interest	25,000	12,385	0	69	0	21
Miscellaneous	0	100,000	0	0	0	0
Cash on Hand	5,753,815	0	0	0	0	0
<b>Total Revenues</b>	<b>\$ 5,878,815</b>	<b>145,554</b>	<b>0</b>	<b>69</b>	<b>37,372</b>	<b>21</b>
<b>Expenditures and Encumbrances:</b>						
Personnel	\$ 0	0	0	0	0	0
Contractual Services	400,000	222,064	0	0	2,779	0
Commodities	0	0	0	0	0	0
Capital	6,572,273	1,191,706	0	0	0	0
Debt Service - Principal	0	0	0	0	0	0
Debt Service - Interest	0	0	0	0	0	0
Debt Service - Requirement	0	0	0	0	0	0
Contingency and Other	0	0	0	0	310	0
<b>Total Expenditures and Encumbrances</b>	<b>\$ 6,972,273</b>	<b>1,413,770</b>	<b>0</b>	<b>0</b>	<b>3,089</b>	<b>0</b>
Excess (Deficiency) of Revenues Over Expenditures	\$ (1,093,458)	(1,268,216)	0	69	34,283	21
<b>Other Financing Sources (Uses)</b>						
Issuance of Bonds	\$ 0	0	0	0	0	0
Premium on Bonds Sold	0	0	0	0	0	0
Transfers In	1,093,458	1,000,000	0	0	0	0
Transfers Out	0	0	0	0	34,283	14,513
<b>Total Other Financing Sources (Uses)</b>	<b>\$ 1,093,458</b>	<b>1,000,000</b>	<b>0</b>	<b>0</b>	<b>(34,283)</b>	<b>(14,513)</b>
<b>Less Encumbrances included above:</b>						
Contractual Services	\$ 0	0	0	0	0	0
Commodities	0	0	0	0	0	0
Capital	1,204,533	1,204,533	0	0	0	0
<b>Total Encumbrances included above</b>	<b>1,204,533</b>	<b>1,204,533</b>	<b>0</b>	<b>0</b>	<b>0</b>	<b>0</b>
<b>Net Change in Fund Balance</b>	<b>\$ 0</b>	<b>936,317</b>	<b>0</b>	<b>69</b>	<b>0</b>	<b>(14,492)</b>
<b>Fund Balance, Beginning of Year</b>	<b>\$ 10,376,048</b>		<b>58,813</b>		<b>43,340</b>	
<b>Fund Balance, End of Quarter</b>	<b>\$ 11,312,365</b>		<b>58,882</b>		<b>28,848</b>	

\* Fund 514 combines 514, 521 and all 5300 funds. All funds relate to recovery bond issue projects and, with the exception of Fund 514, they are all relatively short term.



**TERRY HUNT, KANE COUNTY AUDITOR**  
**KANE COUNTY AUDITOR'S QUARTERLY FINANCIAL REPORT**  
**COMBINED STATEMENT OF REVENUES, EXPENDITURES AND CHANGES IN CAPITAL PROJECTS FUNDS**  
**FISCAL QUARTER ENDED FEBRUARY 28, 2015**

	Capital Projects Funds					
	Transportation Capital - 540		Combined Impact Fees		Total Capital Projects Funds	
	Budget	Actual	Budget	Actual	Budget	Actual
	Total Fiscal Year	Year-To-Date	Total Fiscal Year	Year-To-Date	Total Fiscal Year	Year-To-Date
<b>Revenues:</b>						
Property Taxes	\$ 0	0	0	0	34,547	0
Other Taxes	0	0	0	19,407	100,000	52,576
Licenses and Permits	0	0	0	0	0	0
Grants	0	0	0	0	0	0
Charges for Services	0	0	1,200,000	295,012	1,200,000	295,012
Fines	0	0	0	1,687	0	1,687
Reimbursements	742,400	237,194	640,000	400,000	1,385,225	637,194
Interest	2,000	10,468	0	10,425	27,000	33,368
Miscellaneous	0	0	0	5	0	100,005
Cash on Hand	9,074,262	0	1,201,875	0	16,029,952	0
<b>Total Revenues</b>	<b>\$ 9,818,662</b>	<b>247,662</b>	<b>3,041,875</b>	<b>726,536</b>	<b>18,776,724</b>	<b>1,119,842</b>
<b>Expenditures and Encumbrances:</b>						
Personnel	\$ 0	0	0	0	0	0
Contractual Services	2,783,750	4,268,380	1,840,268	1,348,465	5,026,797	5,838,909
Commodities	0	0	0	0	0	0
Capital	7,034,912	3,595,042	1,141,607	1,240,145	14,748,792	6,026,893
Debt Service - Principal	0	0	0	0	0	0
Debt Service - Interest	0	0	0	0	0	0
Debt Service - Requirement	0	0	0	0	0	0
Contingency and Other	0	0	0	0	310	0
<b>Total Expenditures and Encumbrances</b>	<b>\$ 9,818,662</b>	<b>7,863,422</b>	<b>2,981,875</b>	<b>2,588,610</b>	<b>19,775,899</b>	<b>11,865,802</b>
Excess (Deficiency) of Revenues Over Expenditures	\$ 0	(7,615,760)	60,000	(1,862,074)	(999,175)	(10,745,960)
<b>Other Financing Sources (Uses)</b>						
Issuance of Bonds	\$ 0	0	0	0	0	0
Premium on Bonds Sold	0	0	0	0	0	0
Transfers In	0	0	0	0	1,093,458	1,000,000
Transfers Out	0	0	60,000	0	94,283	14,513
<b>Total Other Financing Sources (Uses)</b>	<b>\$ 0</b>	<b>0</b>	<b>(60,000)</b>	<b>0</b>	<b>999,175</b>	<b>985,487</b>
<b>Less Encumbrances included above:</b>						
Contractual Services	\$ 3,794,884		1,326,334		5,121,218	
Commodities	0		0		0	
Capital	3,533,242		1,217,032		5,954,807	
<b>Total Encumbrances in year to date expenditures</b>		<b>7,328,126</b>		<b>2,543,366</b>		<b>11,076,025</b>
<b>Net Change in Fund Balance</b>	<b>\$ 0</b>	<b>(7,615,760)</b>	<b>0</b>	<b>(1,862,074)</b>	<b>0</b>	<b>(9,760,473)</b>
<b>Fund Balance, Beginning of Year</b>	<b>\$ 8,701,030</b>		<b>10,191,138</b>		<b>29,370,369</b>	
<b>Fund Balance, End of Quarter</b>	<b>\$ 8,413,396</b>		<b>10,872,430</b>		<b>30,685,921</b>	



**TERRY HUNT, KANE COUNTY AUDITOR**  
**KANE COUNTY AUDITOR'S QUARTERLY FINANCIAL REPORT**  
**BOND ACTIVITY FISCAL YEAR 2015 THROUGH QUARTER ENDED FEBRUARY 28, 2015**  
**PROJECTED PAYMENT SCHEDULE FOR CURRENT YEAR, NEXT FOUR YEARS, & BEYOND FIVE YEARS**

**Long Term General Obligation Bonds and Debt Certificates**

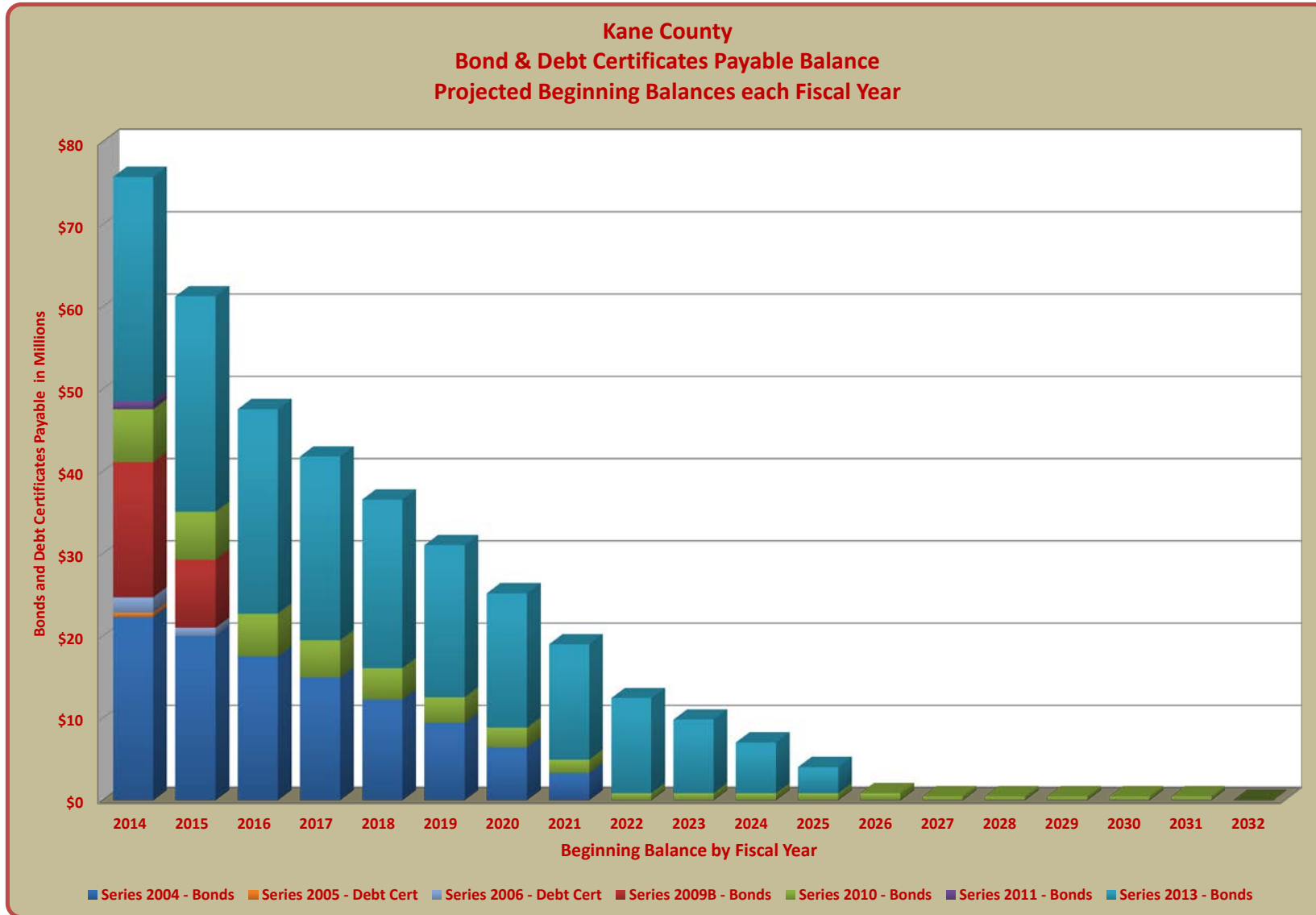
	Balance Nov. 30, 2014	Additions	Retirements	Refunding	Balance Feb. 28, 2015
<b>General Obligation Bonds and Debt Certificates Payable:</b>					
<b>Bonds</b>					
Series 2004 - G.O. Refunding Bonds	\$ 20,045,000		2,445,000		17,600,000
Series 2009B - G.O. Alt. Rev. Bonds	8,280,000		8,280,000		0
Series 2010 - G.O. Alt Rev. Bonds	5,815,000		645,000		5,170,000
Series 2013 - G.O. Alt. Rev. Bonds	26,180,000		1,345,000		24,835,000
<b>Debt Certificates</b>					
Series 2006 - Debt Certificates	1,005,000		1,005,000		0
<b>Total G.O. Bonds and Debt Certificates Payable</b>	<b>\$ 61,325,000</b>	<b>0</b>	<b>13,720,000</b>	<b>0</b>	<b>47,605,000</b>

**Remaining Payment Schedule**

	Remaining Current Fiscal Year		Fiscal Years 2016 - 2019		Beyond Fiscal Year 2019		Balance Principal
	Principal	Interest	Principal	Interest	Principal	Interest	
<b>General Obligation Bonds and Debt Certificates Payable:</b>							
<b>Bonds</b>							
Series 2004 - G.O. Refunding Bonds	\$ 0	462,000	11,125,000	2,564,756	6,475,000	344,269	0
Series 2009B - G.O. Alt. Rev. Bonds	0	0	0	0	0	0	0
Series 2010 - G.O. Alt Rev. Bonds	0	115,054	2,770,000	729,551	2,400,000	542,400	0
Series 2013 - G.O. Alt. Rev. Bonds	0	372,525	8,470,000	2,457,000	16,365,000	1,567,425	0
<b>Debt Certificates</b>							
Series 2006 - Debt Certificates	0	0	0	0	0	0	0
<b>Total G.O. Bonds and Debt Certificates Payable</b>	<b>\$ 0</b>	<b>949,579</b>	<b>22,365,000</b>	<b>5,751,308</b>	<b>25,240,000</b>	<b>2,454,094</b>	<b>0</b>



TERRY HUNT, KANE COUNTY AUDITOR  
 KANE COUNTY AUDITOR'S QUARTERLY FINANCIAL REPORT  
 PROJECTED BOND AND DEBT CERTIFICATES PAYABLE  
 THROUGH RETIREMENT OF CURRENTLY EXISTING DEBT





**TERRY HUNT, KANE COUNTY AUDITOR**  
**KANE COUNTY AUDITOR'S QUARTERLY FINANCIAL REPORT**  
**SUMMARY STATEMENT OF REVENUES, EXPENDITURES AND CHANGES IN COUNTYWIDE FUNDS**  
**FISCAL QUARTER ENDED FEBRUARY 28, 2015**

	Governmental Funds		Proprietary Funds		Total Countywide Funds	
	Budget	Actual	Budget	Actual	Budget	Actual
	Total Fiscal Year	Year-To-Date	Total Fiscal Year	Year-To-Date	Total Fiscal Year	Year-To-Date
<b>Revenues:</b>						
Property Taxes	\$ 54,605,560	18,081	0	0	54,605,560	18,081
Other Taxes	53,310,517	4,387,086	0	0	53,310,517	4,387,086
Licenses and Permits	1,985,800	1,101,449	0	0	1,985,800	1,101,449
Grants	8,197,803	2,292,118	2,000	2,000	8,199,803	2,294,118
Charges for Services	24,787,729	4,450,071	19,000	3,660	24,806,729	4,453,731
Fines	3,976,470	617,305	0	0	3,976,470	617,305
Reimbursements	21,264,486	6,018,893	29,000	0	21,293,486	6,018,893
Interest	567,803	229,997	62,000	19,418	629,803	249,415
Miscellaneous	3,738,809	166,274	15,067,452	2,821,029	18,806,261	2,987,303
Cash on Hand	52,422,364	0	2,081,838	0	54,504,202	0
<b>Total Revenues</b>	<b>\$ 224,857,341</b>	<b>19,281,274</b>	<b>17,261,290</b>	<b>2,846,107</b>	<b>242,118,631</b>	<b>22,127,381</b>
<b>Expenditures and Encumbrances:</b>						
Personnel	\$ 95,054,669	23,058,557	237,479	60,107	95,292,148	23,118,664
Contractual Services	49,863,304	20,689,454	16,655,818	1,959,284	66,519,122	22,648,738
Commodities	9,627,242	2,966,090	18,400	5,330	9,645,642	2,971,420
Capital	51,634,949	23,714,600	32,287	32,287	51,667,236	23,746,887
Debt Service - Principal	13,720,000	13,720,000	0	0	13,720,000	13,720,000
Debt Service - Interest	2,137,457	1,187,876	0	0	2,137,457	1,187,876
Debt Service - Requirement	1,215,643	0	0	0	1,215,643	0
Contingency and Other	1,772,652	371,138	148,731	0	1,921,383	371,138
<b>Total Expenditures and Encumbrances</b>	<b>\$ 225,025,916</b>	<b>85,707,715</b>	<b>17,092,715</b>	<b>2,057,008</b>	<b>242,118,631</b>	<b>87,764,723</b>
Excess (Deficiency) of Revenues Over Expenditures	\$ (168,575)	(66,426,441)	168,575	789,099	0	(65,637,342)
<b>Other Financing Sources (Uses):</b>						
Issuance of Bonds	\$ 0	0	0	0	0	0
Premium on Bonds Sold	0	0	0	0	0	0
Transfer to Escrow Agent	0	0	0	0	0	0
Transfers In	16,129,764	15,892,715	122,550	122,550	16,252,314	16,015,265
Transfers Out	15,961,189	15,724,140	291,125	291,125	16,252,314	16,015,265
<b>Total Other Financing Sources (Uses)</b>	<b>\$ 168,575</b>	<b>168,575</b>	<b>(168,575)</b>	<b>(168,575)</b>	<b>0</b>	<b>0</b>
<b>Less Encumbrances included above:</b>						
Contractual Services	\$	13,398,737		91,292		13,490,029
Commodities		1,109,525		4,880		1,114,405
Capital		20,079,203		32,287		20,111,490
Contingency and Other		(404)		0		(404)
<b>Total Encumbrances included above</b>		<b>34,587,061</b>		<b>128,459</b>		<b>34,715,520</b>
Net Change in Fund Balance	\$ 0	(31,670,805)	0	748,983	0	(30,921,822)
<b>Fund Balance, Beginning of Year</b>	<b>\$</b>	<b>219,580,717</b>		<b>19,193,739</b>		<b>238,774,456</b>
<b>Fund Balance, End of Quarter</b>	<b>\$</b>	<b>187,909,912</b>		<b>19,942,722</b>		<b>207,852,634</b>