



Kane County Illinois

Thomas S. Nicoski, CIAO/I, GISP
Chief of GIS-Technologies

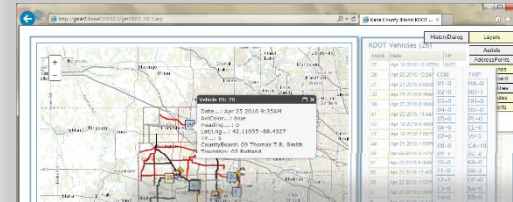
Kane County GIS-Technologies Information Technologies

2020
Budget Review

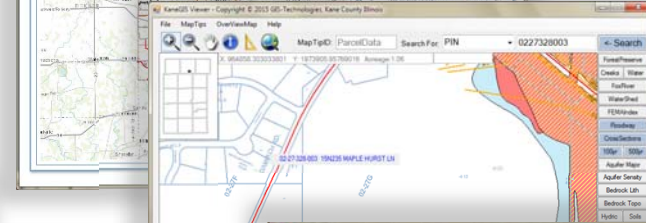
08/27/2019 tsn

GIS-Technologies
719 S. Batavia Ave Bld C
Geneva Il, 60134
630-208-8655
gistech@co.kane.il.us

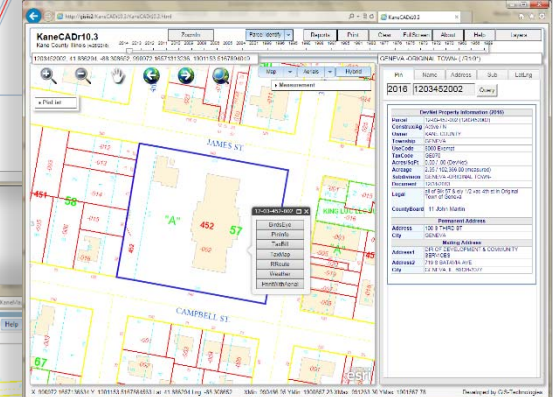
KDOT AVL Tracker



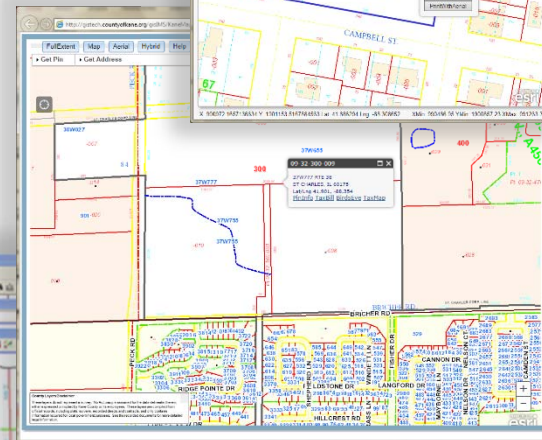
LocalGIS



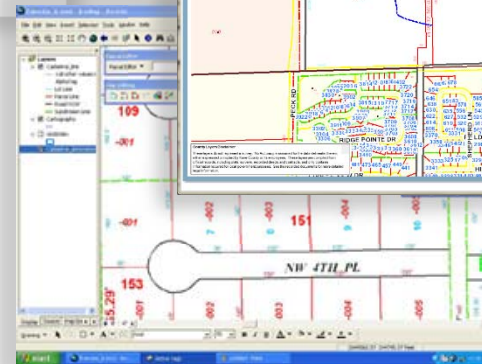
EnterpriseGIS



PublicGIS



ArcGIS



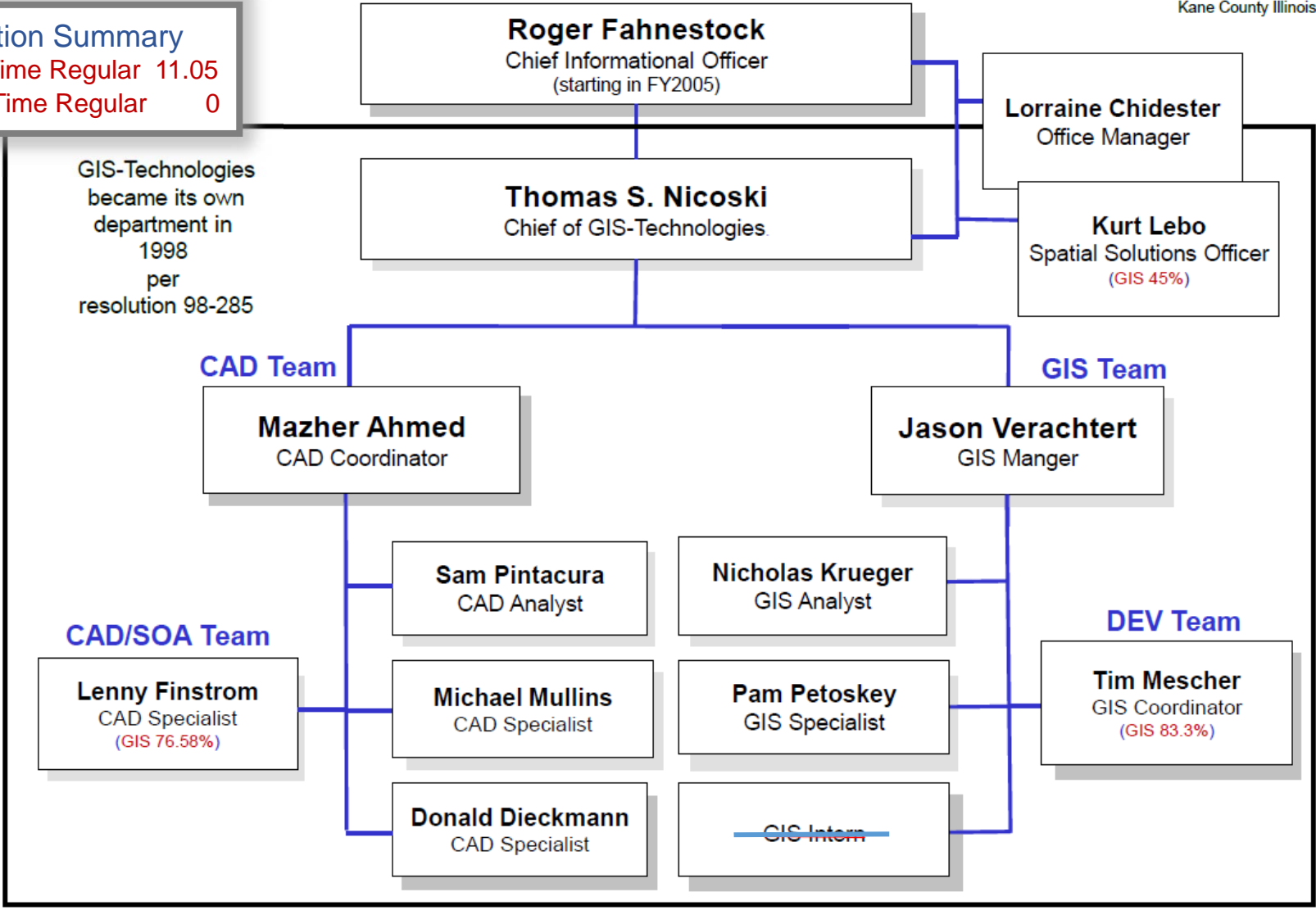


2020 GIS-Technologies Budget Review
Organizational Chart



Position Summary
 Full Time Regular 11.05
 Part Time Regular 0

GIS-Technologies became its own department in 1998 per resolution 98-285





2020 GIS-Technologies Budget Review
Budget Summary



Office or Department Name: GIS-Technologies
Fund/Dept/Sub-Dept: 101.060.070

	2019	2020	Change	% Change	Explanation
Total Revenue Budget	2,190,502	1,868,329	(322,173)	-14.71%	Number of Recording Document down
Personnel Expense					
Headcount	12.05	11.05	(1)	-8.30%	Removed Intern
Union Wages	-	-	-	0.00%	No union employees
Non-Union Salary & Wages	748,702	738,020	(10,682)	-1.43%	Removed Intern, reduced overtime and KL %
Benefits	241,958	249,098	7,140	2.95%	Insurance increases
Total Payroll Expense	990,660	987,118	(3,542)	-0.36%	
Non-Payroll Expense					
Contractual Expense	1,002,000	714,707	(287,293)	-28.67%	Some projects scheduled to be completed
Commodities Expense	30,200	38,200	8,000	26.49%	Capital Printers / Furniture moved here
Capital Expense	125,338	86,000	(39,338)	-31.39%	Computer Hardware / Software reduced Printers / Furniture moved to Commodities
Transfer to Other Funds	42,304	42,304	-	0.00%	No change
Total Non-Payroll Expense	1,199,842	881,211	(318,631)	-26.56%	
Total Expense Budget	2,190,502	1,868,329	(322,173)	-14.71%	



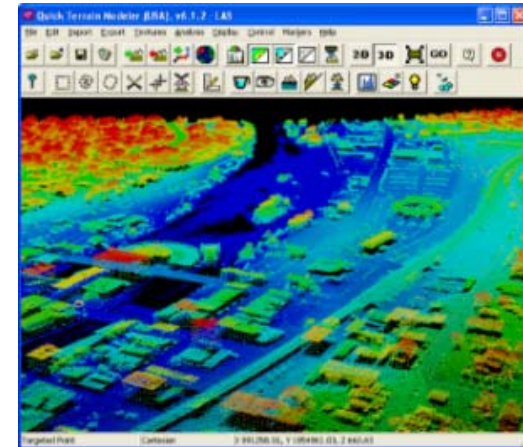
2020 GIS-Technologies Budget Review Contractual Decrease



Office or Department Name: GIS-Technologies
Fund/Dept/Sub-Dept: 101.060.070

	2019	2020	Change	% Change
Total Revenue Budget	2,190,502	1,868,329	(322,173)	-14.71%
Personnel Expense				
Headcount	12.05	11.05	(1)	-8.30%
Union Wages	-	-	-	0.00%
Non-Union Salary & Wages	748,702	738,020	(10,682)	-1.43%
Benefits	241,958	249,098	7,140	2.95%
Total Payroll Expense	990,660	987,118	(3,542)	-0.36%
Non-Payroll Expense				
Contractual Expense	1,002,000	714,707	(287,293)	-28.67%
Commodities Expense	30,200	38,200	8,000	26.49%
Capital Expense	125,338	86,000	(39,338)	-31.39%
Transfer to Other Funds	42,304	42,304	-	0.00%
Total Non-Payroll Expense	1,199,842	881,211	(318,631)	-26.56%
Total Expense Budget	2,190,502	1,868,329	(322,173)	-14.71%

Contractual Decrease



USGS 3DEP LIDAR



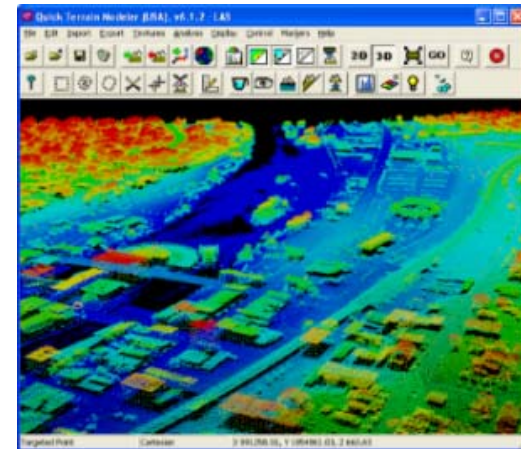
2020 GIS-Technologies Budget Review Commodities Increase



Office or Department Name: GIS-Technologies
Fund/Dept/Sub-Dept: 101.060.070

	2019	2020	Change	% Change
Total Revenue Budget	2,190,502	1,868,329	(322,173)	-14.71%
Personnel Expense				
Headcount	12.05	11.05	(1)	-8.30%
Union Wages	-	-	-	0.00%
Non-Union Salary & Wages	748,702	738,020	(10,682)	-1.43%
Benefits	241,958	249,098	7,140	2.95%
Total Payroll Expense	990,660	987,118	(3,542)	-0.36%
Non-Payroll Expense				
Contractual Expense	1,002,000	714,707	(287,293)	-28.67%
Commodities Expense	30,200	38,200	8,000	26.49%
Capital Expense	125,338	86,000	(39,338)	-31.39%
Transfer to Other Funds	42,304	42,304	-	0.00%
Total Non-Payroll Expense	1,199,842	881,211	(318,631)	-26.56%
Total Expense Budget	2,190,502	1,868,329	(322,173)	-14.71%

Commodities Increase



Moved Printers/Furniture
from Capital



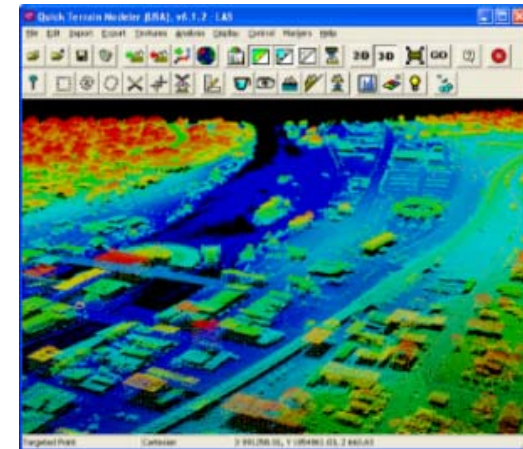
2020 GIS-Technologies Budget Review Capital Decrease



Office or Department Name: GIS-Technologies
Fund/Dept/Sub-Dept: 101.060.070

	2019	2020	Change	% Change
Total Revenue Budget	2,190,502	1,868,329	(322,173)	-14.71%
Personnel Expense				
Headcount	12.05	11.05	(1)	-8.30%
Union Wages	-	-	-	0.00%
Non-Union Salary & Wages	748,702	738,020	(10,682)	-1.43%
Benefits	241,958	249,098	7,140	2.95%
Total Payroll Expense	990,660	987,118	(3,542)	-0.36%
Non-Payroll Expense				
Contractual Expense	1,002,000	714,707	(287,293)	-28.67%
Commodities Expense	30,200	38,200	8,000	26.49%
Capital Expense	125,338	86,000	(39,338)	-31.39%
Transfer to Other Funds	42,304	42,304	-	0.00%
Total Non-Payroll Expense	1,199,842	881,211	(318,631)	-26.56%
Total Expense Budget	2,190,502	1,868,329	(322,173)	-14.71%

Capital Decrease



Computer/Software Decreased
Moved Printers/Furniture to Commodities



2020 GIS-Technologies Budget Review
Memberships/Associations



	TSN	JCV	MAA	STP	MDM	NJK	PIP	DED
CIAO	CIAO/I	CIAO	CIAO	CIAO	CIAO			CIAO*
GISP	GISP	GISP	GISP	GISP	GISP	GISP		
IAAO	x			CMS	CMS*			CMS*
ILGISA	x	x	x	x	x	x		
URISA	x	x						

x = membership

CMS* Inprogress

CIAO* Inprogress

CMS* Inactive

Designations (requires maintenance)

- CIAO Certified Illinois Assessing Officer (60 pts / 4 year cycle)
- GISP Geographic Information Systems Professional (24 pts / 3 year cycle)
- CMS Certified Mapping Specialist (70 credit hours / 5 year cycle)

Associations

- IAAO International Association of Assessing Officers
- ILGISA Illinois Geographic Information System Association
- URISA Urban and Regional Information Systems Association