



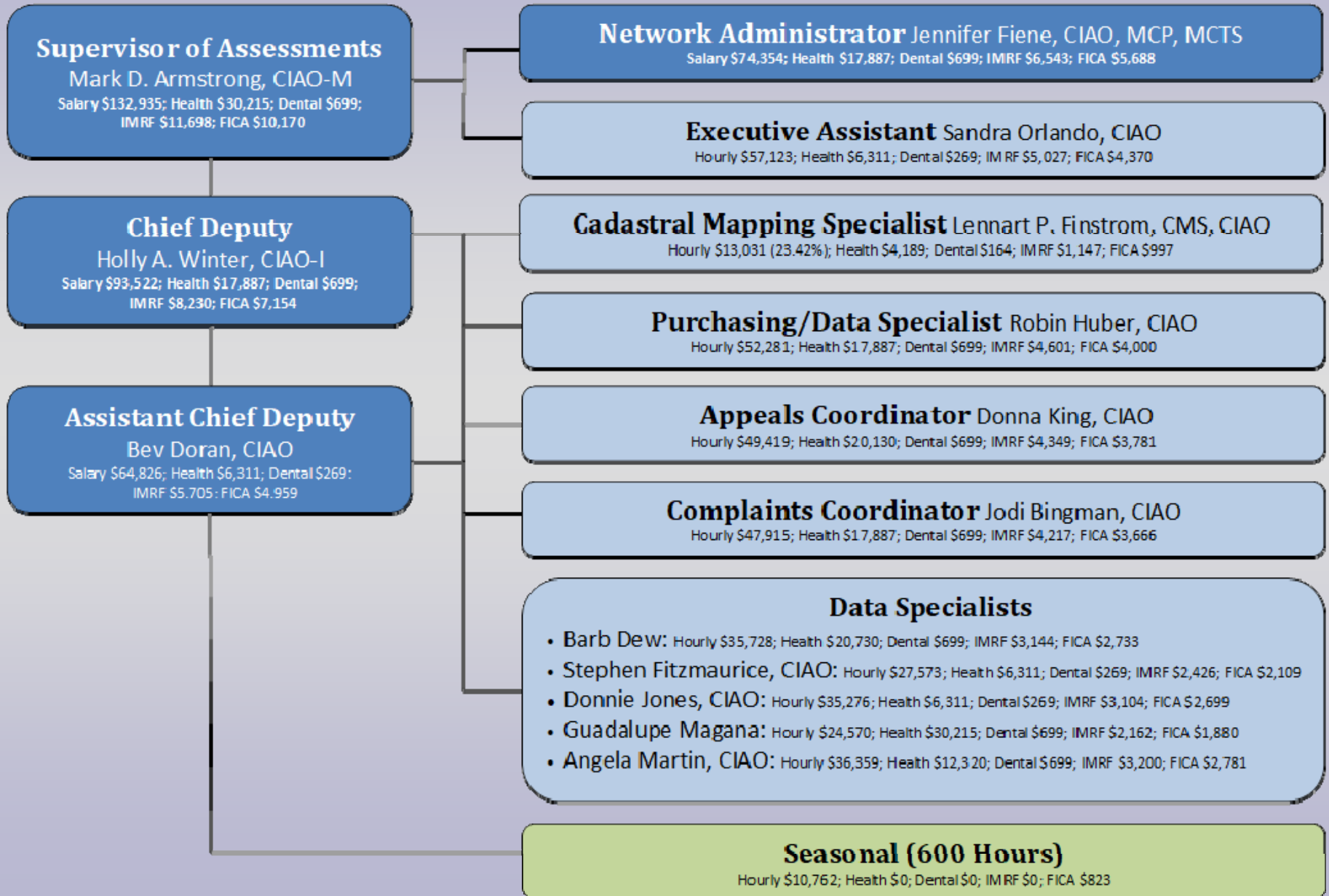
Supervisor of Assessments FY2021 Budget Presentation

*Presented by Mark D. Armstrong, CIAO-M
Supervisor of Assessments*

Budget Components

- Two sub-departments:
 - 170-170: Supervisor of Assessments
 - Processes Assessments
 - Administers Exemptions
 - Clerks Board of Review
 - 170-171: Board of Review
 - Hears Assessment Complaints
 - Represents Kane County at PTAB

Supervisor of Assessments



Board of Review

Board of Review, Chairman

Timothy J. Sullivan, MAI, SRA
\$24,003 – Health \$20,730– Dental \$0
IMRF \$2,112 FICA \$1,836

Board of Review, Member

Constantine Konstans
\$21,004– Health \$0– Dental \$0
IMRF \$1,848 FICA \$1,607

Board of Review, Member

Michael Madziarek, CIAO
\$21,004 – Health \$6,311– Dental \$0
IMRF \$1,848 FICA \$1,607

Supervisor of Assessments (001-170-170 and 001-170-171)

Fund 001 General Fund

	2020	2021	Change	% Change	Explanation
Total Revenue Budget	88,967	88,967	-	0.00%	

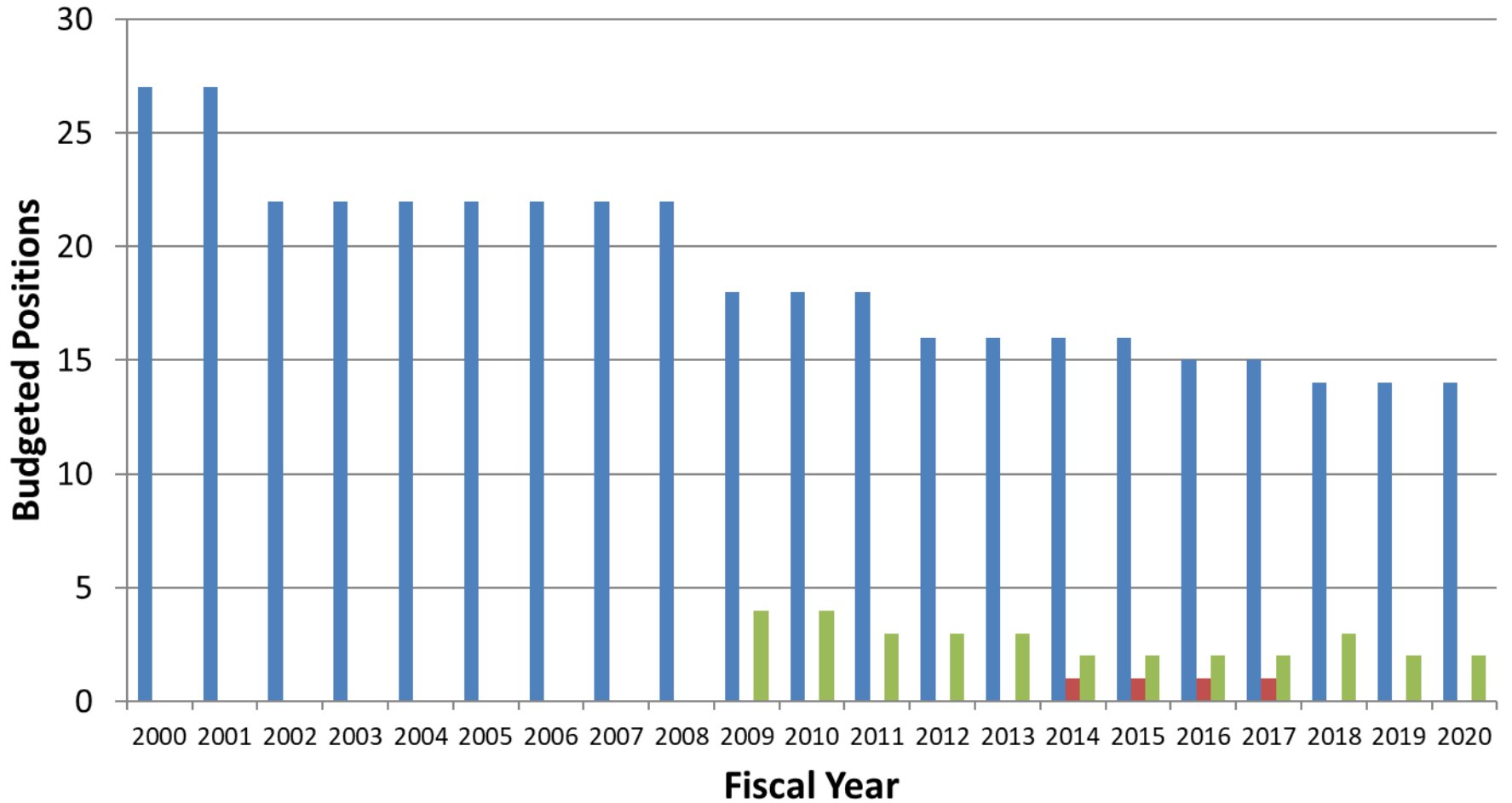
Supervisor of Assessments (001-170-170 and 001-170-171)

Fund 001 General Fund

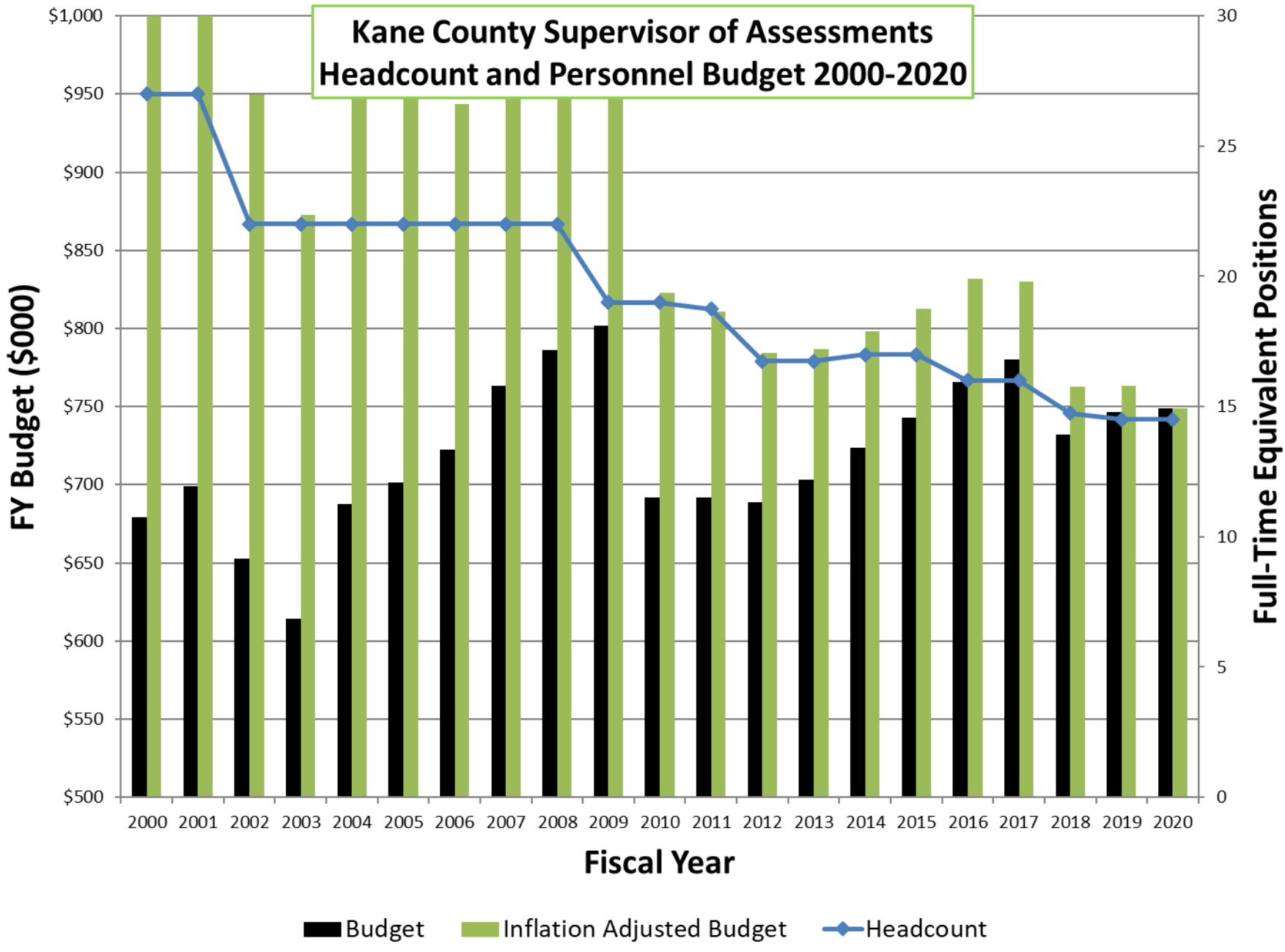
	2020	2021	Change	% Change	Explanation
Total Revenue Budget	88,967	88,967	-	0.00%	
Personnel Expense					
Headcount (170 only)	14.50	14.50	-	0.00%	

Both Years: 14 full-time employees
 0 part-time employees
 2 seasonal employees

Kane County Supervisor of Assessments Budgeted Position Headcount 2000-2020



**Kane County Supervisor of Assessments
Headcount and Personnel Budget 2000-2020**



Supervisor of Assessments (001-170-170 and 001-170-171)

Fund 001 General Fund

	2020	2021	Change	% Change	Explanation
Total Revenue Budget	88,967	88,967	-	0.00%	
Personnel Expense					
Headcount (170 only)	14.50	14.50	-	0.00%	
Union Wages	-	-	-	0.00%	
Non-Union Salary/Wages	859,199	874,073	14,874	1.73%	<i>2% wage increase; includes overtime in both years.</i>
Benefits	259,597	249,164	(10,433)	-4.02%	<i>Rate increases and changes in coverage options.</i>
Total Payroll Expense	1,118,796	1,123,237	4,441	0.40%	

Supervisor of Assessments (001-170-170 and 001-170-171)

Fund 001 General Fund

	2020	2021	Change	% Change	Explanation
Total Revenue Budget	88,967	88,967	-	0.00%	
Personnel Expense					
Headcount (170 only)	14.50	14.50	-	0.00%	
Union Wages	-	-	-	0.00%	
Non-Union Salary/Wages	859,199	874,073	14,874	1.73%	<i>2% wage increase; includes overtime in both years.</i>
Benefits	259,597	249,164	(10,433)	-4.02%	<i>Rate increases and changes in coverage options.</i>
Total Payroll Expense	1,118,796	1,123,237	4,441	0.40%	
Non-Payroll Expense					
Contractual Expense	94,212	94,212	-	0.00%	<i>No change.</i>
Commodities Expense	19,675	19,675	-	0.00%	<i>No change.</i>
Capital Expense	-	-	-	0.00%	<i>No capital expenditures.</i>
Total Non-Payroll Expense	113,887	113,887	-	0.00%	

Supervisor of Assessments (001-170-170 and 001-170-171)

Fund 001 General Fund

	2020	2021	Change	% Change	Explanation
Total Revenue Budget	88,967	88,967	-	0.00%	
Personnel Expense					
Headcount (170 only)	14.50	14.50	-	0.00%	
Union Wages	-	-	-	0.00%	
Non-Union Salary/Wages	859,199	874,073	14,874	1.73%	<i>2% wage increase; includes overtime in both years.</i>
Benefits	259,597	249,164	(10,433)	-4.02%	<i>Rate increases and changes in coverage options.</i>
Total Payroll Expense	1,118,796	1,123,237	4,441	0.40%	
Non-Payroll Expense					
Contractual Expense	94,212	94,212	-	0.00%	<i>No change.</i>
Commodities Expense	19,675	19,675	-	0.00%	<i>No change.</i>
Capital Expense	-	-	-	0.00%	<i>No capital expenditures.</i>
Total Non-Payroll Expense	113,887	113,887	-	0.00%	
Total Expense Budget	1,232,683	1,237,124	4,441	0.36%	