

Veterans Assistance Commission

Fiscal Year 2021 Budget Request

Organizational Chart



Jacob Zimmerman,
Superintendent



Nathaniel Johnson,
Assistant
Superintendent



Steven Wells,
Veteran Service
Officer



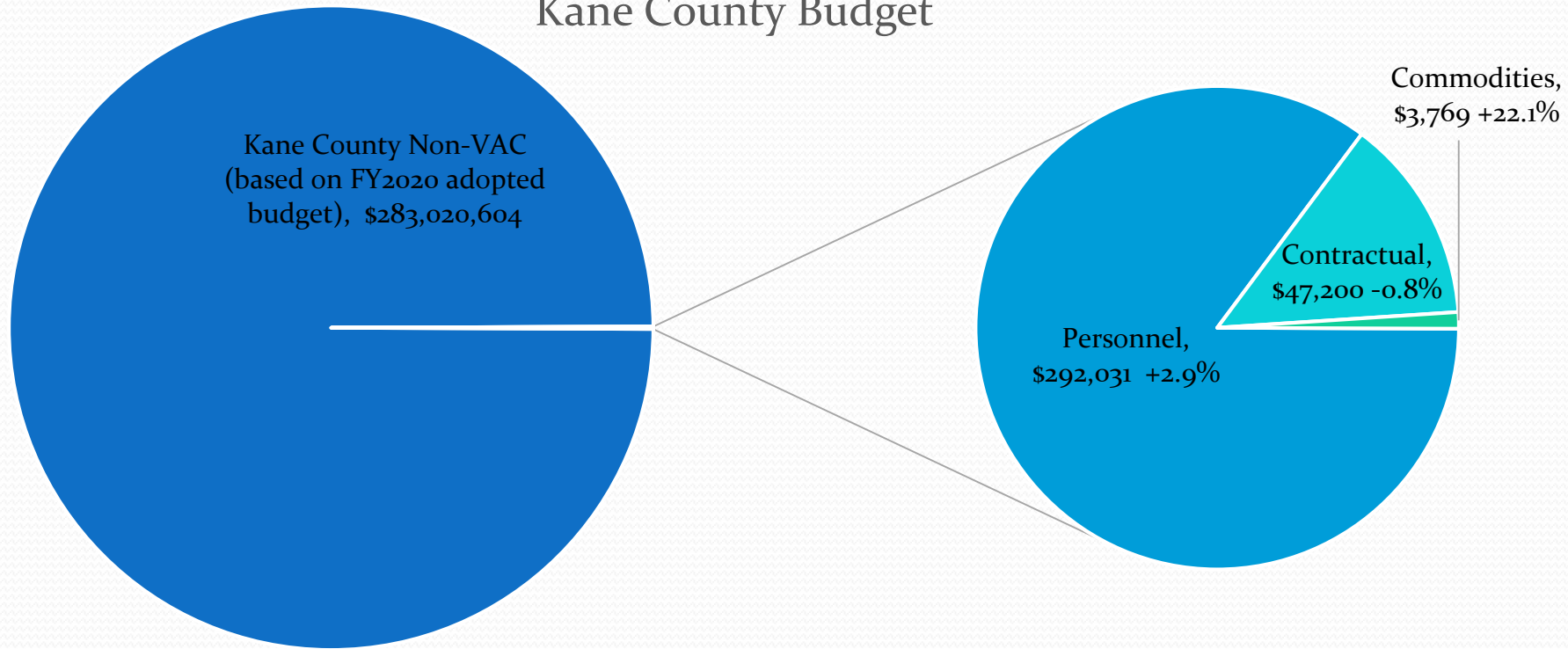
Jesus Arteaga,
Veteran Service
Officer



Work/Studies,
Student
Veterans

VAC as a Portion of the Total Budget

Kane County Budget

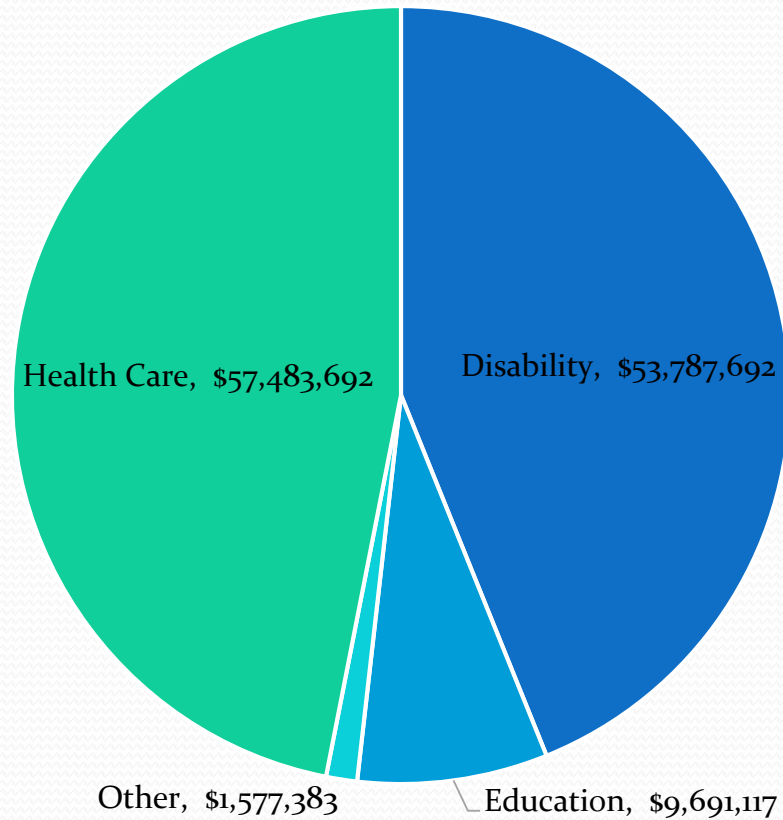


■ Kane County Non-VAC ■ Personnel ■ Contractual ■ Commodities

Budget Facts & Return on Investment

- Special Revenue Fund (No General Fund \$)
- \$343,000.00 = 2.5% Increase from FY2020
- \$1.00 in Property Taxes turned into \$12.28 for Veterans
- \$3.74 Million in new benefits awarded in FY2019
- 20,842 veterans call Kane County home
- VA spent \$122.5 Million in Kane County in FY2019

VA Expenditures in FY2019



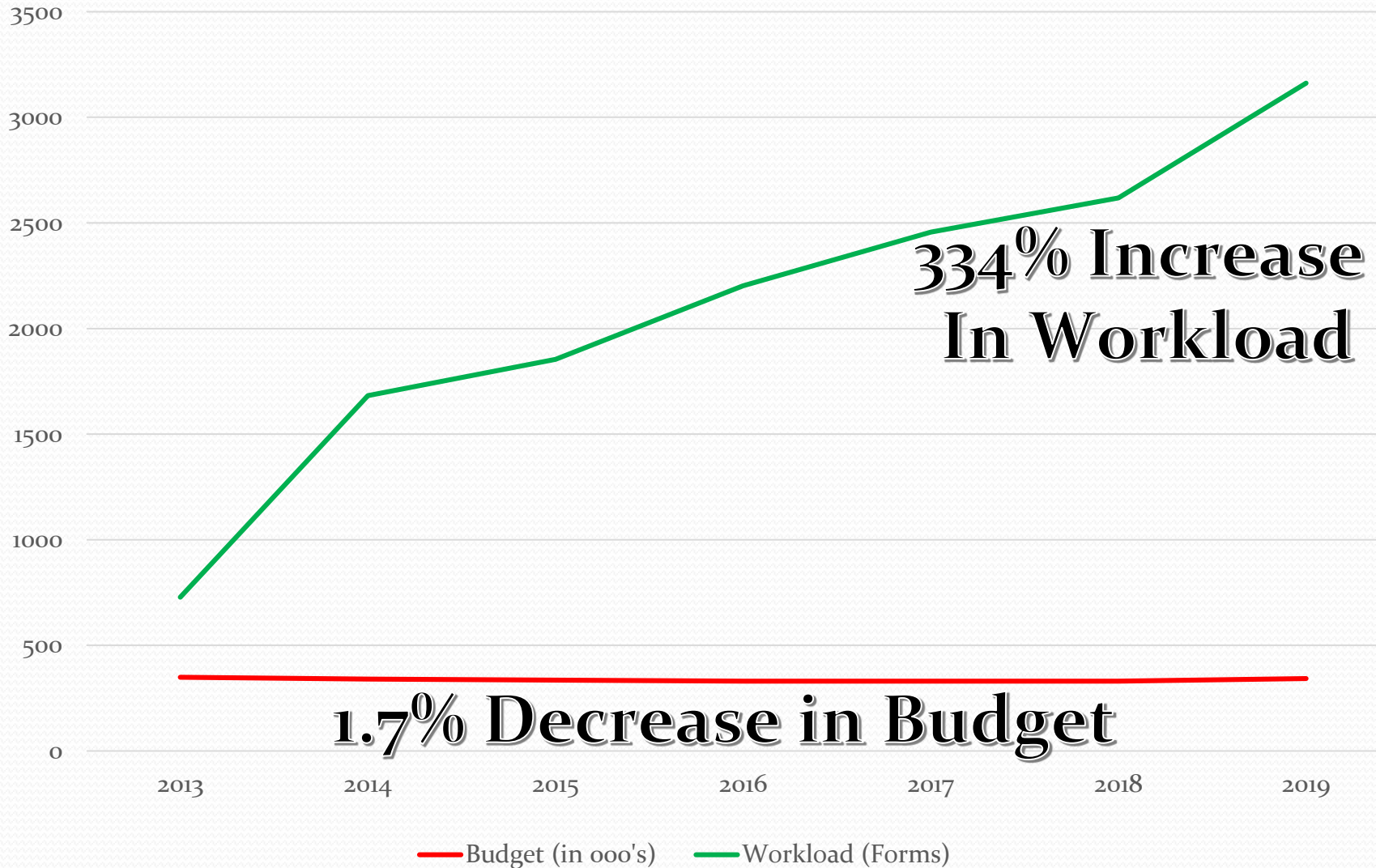
Protecting the VA's substantial investment for our veterans

Expenses

Item	FY 2021 Request
Headcount	4*
Wages	\$198,522.00 +2.0%
Benefits	\$93,509.00 +4.7%
Contractual Expenses	\$47,200.00 -0.8%
Commodities Expenses	\$3,769.00 +22.1%
Capital Expenses	\$0.00 No Change
TOTAL	\$343,000 <u>2.5% Increase From FY2020</u>

* Does not include Work/Study Students

Workload vs. Budget 2013-2019



COVID-19 Impact

- Minimal Impact on Expenditures
- No forecast has been given regarding property tax revenue
- \$506.97 spent to date on PPE, cleaning supplies, and computer software. Minimal future expenditures in the same categories projected